



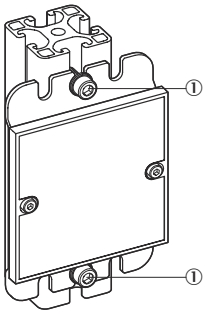
RAY26



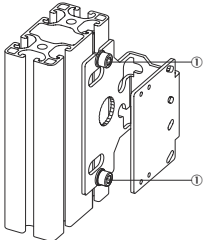
Operating Instruction RAY26: 8022178:

MOUNTING INSTRUCTION

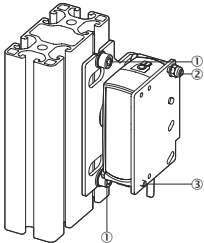
1. Mounting the reflector /
Montage des Reflektors /
Montaggio del riflettore /
Montage du réflecteur /
Montaje del reflector /
安装反射器



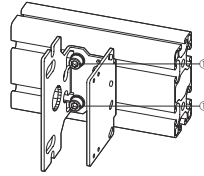
2. a) Mounting the mounting bracket laterally /
Befestigungswinkel seitlich montieren /
Montaggio laterale della staffa di fissaggio /
Monter l'équerre de fixation sur le côté /
Montar la escuadra de fijación lateralmente /
侧面安装安装支架



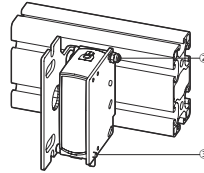
3. a) Mounting the sensor /
Sensor montieren /
Montaggio del sensore /
Montage du capteur /
Montar el sensor /
安装传感器



2. b) Mounting the mounting bracket laterally /
Befestigungswinkel seitlich montieren /
Montaggio laterale della staffa di fissaggio /
Monter l'équerre de fixation sur le côté /
Montar la escuadra de fijación lateralmente /
侧面安装安装支架



3. b) Mounting the sensor /
Sensor montieren /
Montaggio del sensore /
Montage du capteur /
Montar el sensor /
安装传感器



- ① Screw, M6 x 14 + washer + M6 T-slot nut /
Schraube, M6 x 14 + Unterlegscheibe + T-Nutenmutter M6 /
Vite, M6 x 14 + rondella + dado con intaglio a T M6 /
Vis, M6 x 14 + rondelle + écrou cannelé en T M6 /
Tornillo, M6 x 14 + arandela + tuerca de ranura en T M6 /
螺钉, M6 x 14 + 垫圈 + T型槽螺母 M6
- ② Screw, M4 x 35 + washer + M4 self-locking nut /
Schraube, M4 x 35 + Unterlegscheibe + Selbstsichernde Mutter M4 /
Tornillo, M4 x 35 + arandela + tuerca autobloqueante M4 /
Vis, M4 x 35 + rondelle + écrou autobloquant M4 /
Tornillo, M4 x 35 + arandela + tuerca autobloqueante M4 /
螺钉, M4 x 35 + 垫圈 + 自锁螺母 M4
- ③ Screw, M4 x 30 (2 alternative screw heads included) /
Schraube, M4 x 30 (2 alternative Schraubenköpfe im Lieferumfang enthalten) /
Vite, M4 x 30 (2 testine a vite alternative incluse) /
Vis, M4 x 30 (2 têtes de vis alternatives incluses) /
Tornillo, M4 x 30 (2 cabezales de tornillo alternativos incluidos) /
螺钉, M4 x 30 (包括 2 个备用螺钉头)