



8025739 0923

MPB10

1034141784
9364205 1KVX

Australia Phone +61 3 9457 0800	Osterreich Phone +43 (0)22 36 62 28 8-0
Belgium/Luxembourg Phone +32 (0)2 468 35 66	Norge Phone +47 67 61 50 00
Brasil Phone +55 11 5215-4900	Polka Phone +48 22 837 40 50
Canada Phone +1 905 771 14 44	România Phone +40 356 171 120
China Phone +86 400 121 000 +852 2353 6300	Russia Phone +7 495 775 09 30
Danmark Phone +45 45 82 64 00	Schweiz Phone +41 41 619 29 39
Deutschland Phone +49 211 5351 301	Sverige Phone +46 10 110 10 00
España Phone +34 93 480 31 00	South Korea Phone +82 2 786 6321/4
France Phone +33 1 64 62 39 00	Spain Phone +358 9 25 15 800
Great Britain Phone +44 (0)1727 83121	Taiwan Phone +886 2 2375 4288
India Phone +91 22 4033 8333	Türkiye Phone +90 (216) 528 50 00
Israel Phone +972 4 6801000	United Arab Emirates Phone +971 (0) 4 5565 878
Italia Phone +39 02 27 43 41	USA/Mexico Phone +1 952 941 6780
Japan Phone +81 (03) 5309 2112	
Magnetsverige Phone +36 1 371 2680	
Niederland Phone +31 (0)30 229 25 44	

SICK AG, Erwin-Sick-Strasse 1, D 79183 Waldkirch

Please find detailed addresses and additional representatives and agencies in all major industrial nations at www.sick.com

821943

More representatives and agencies at www.sick.com - Subject to change without notice - The specified product features and technical data do not represent any guarantee.

Weitere Niederlassungen finden Sie unter www.sick.com - Irrtümer und Änderungen vorbehalten - Angegebene Produkteigenschaften und technische Daten stellen keine Garantieerklärung dar.

Plus de représentations et d'agences à l'adresse www.sick.com - Sujet à modification sans préavis - Les caractéristiques de produit et techniques indiquées ne constituent pas de déclaration de garantie.

Para mais representantes e agências, consulte www.sick.com - Alterações poderão ser feitas sem prévio aviso - As características do produto e os dados técnicos apresentados não constituem declaração de garantia.

Here representanter og agenturer på www.sick.com - Med forbehold for ændringer og fejl - De arferte produktagskaber og tekniske data udgør ikke nogen garantierklæring.

Altri rappresentanti ed agenzie si trovano su www.sick.com - Contenuti soggetti a modifiche senza preavviso - Le caratteristiche del prodotto e i dati tecnici non rappresentano una dichiarazione di garanzia.

Meer vestigingen en vertegenwoordigingen vindt u op www.sick.com - Wijzigingen en correcties voorbehouden - Aangegeven producteigenschappen en technische gegevens vormen geen garantieverklaring.

Más representantes y agencias en www.sick.com - Sujeto a cambio sin previo aviso - Las características y los datos técnicos especificados no constituyen ninguna declaración de garantía.

欲了解更多代表机构和代理商信息，请登录 www.sick.com - 如有更改，不另行通知 - 对所给出的产品特性和技术参数 的正确性不予保证。



Please note the validity of the additional operating instructions for automation functions

1. Device features

Supported Smart Sensor Profile Function Classes	Sensor Identification
Supported IO-Link Time Stamp Profile modes	none (IO-Link Time Stamp Profile not supported)
Block Parameter Transmission	not supported
Data Storage functionality	supported
Access Locks (supported / modes)	Data Storage

2. Physical layer

Note: The IO-Link Device's max. current consumption (inclusive load current) shall not exceed the master port's max. output power current.

SIO Modus	yes
Min Cycle Time	5.0 ms
Baudrate ²	COM3
Process Data Length (IN)	20 Byte
IODD version	V1.0.1
Valid for IO-Link version	1.1.0

3. Process data

Record: 20 Byte

Bitoffset																
Byte 0	Value 3 (default: Temperature)	159	158	157	156	155	154	153	152							
Type/Subindex	Float															
Bitoffset																
Byte 1	Value 3 (default: Temperature)	151	150	149	148	147	146	145	144							
Type/Subindex	Float															
Bitoffset																
Byte 2	Value 3 (default: Temperature)	143	142	141	140	139	138	137	136							
Type/Subindex	Float															
Bitoffset																
Byte 3	Value 3 (default: Temperature)	135	134	133	132	131	130	129	128							
Type/Subindex	Float															
Bitoffset																
Byte 4	Value 2 (default: v-RMS: Z)	127	126	125	124	123	122	121	120							
Type/Subindex	Float															
Bitoffset																
Byte 5	Value 2 (default: v-RMS: Z)	119	118	117	116	115	114	113	112							
Type/Subindex	Float															
Bitoffset																
Byte 6	Value 2 (default: v-RMS: Z)	111	110	109	108	107	106	105	104							
Type/Subindex	Float															
Bitoffset																
Byte 7	Value 2 (default: v-RMS: Z)	103	102	101	100	99	98	97	96							
Type/Subindex	Float															
Bitoffset																
Byte 8	Value 1 (default: v-RMS: Y)	95	94	93	92	91	90	89	88							
Type/Subindex	Float															
Bitoffset																
Byte 9	Value 1 (default: v-RMS: Y)	87	86	85	84	83	82	81	80							
Type/Subindex	Float															
Bitoffset																
Byte 10	Value 1 (default: v-RMS: Y)	79	78	77	76	75	74	73	72							
Type/Subindex	Float															
Bitoffset																
Byte 11	Value 1 (default: v-RMS: Y)	71	70	69	68	67	66	65	64							
Type/Subindex	Float															
Bitoffset																
Byte 12	Value 0 (default: v-RMS: X)	63	62	61	60	59	58	57	56							
Type/Subindex	Float															

¹ ro = read only, wo = write only, rw = read/write

² COM values specify the bitrate (see IO-Link specification): COM1 (4,8 kbit/s), COM2 (38,4 kbit/s), COM3 (230,4 kbit/s)



8025739 0923

MPB10

1034141784
9364205 1KVX

<p>Australia Phone +61 3 9457 0800</p> <p>Belgium/Luxembourg Phone +32 (0)2 468 55 66</p> <p>Brazil Phone +55 11 5215-4900</p> <p>Canada Phone +1 905 771 14 44</p> <p>China Phone +86 4000 121 000 +8621253 6300</p> <p>Denmark Phone +45 45 82 64 00</p> <p>Deutschland Phone +49 211 5301 301</p> <p>España Phone +34 93 480 31 00</p> <p>France Phone +33 1 64 62 39 00</p> <p>Great Britain Phone +44 (0)1777 83121</p> <p>India Phone +91-22-4033 8333</p> <p>Israel Phone +972-4-6801000</p> <p>Italia Phone +39 02 27 43 41</p> <p>Japan Phone +81 (03) 5309 2112</p> <p>Magnetsverige Phone +36 1 371 2680</p> <p>Niederland Phone +31 (0)30 229 25 44</p> <p>SICK AG, Erwin-Sick-Strasse 1, D-79183 Waldkirch</p>	<p>Osterreich Phone +43 (0)22 36 62 28 80</p> <p>Norge Phone +47 67 61 50 00</p> <p>Polska Phone +48 22 837 40 50</p> <p>România Phone +40 356 171 120</p> <p>Russia Phone +7 495 775 09 30</p> <p>Schweiz Phone +41 41 619 29 39</p> <p>Singapore Phone +65 6744 3732</p> <p>Slovenija Phone +386 (0)147 69 990</p> <p>South Korea Phone +82 2 786 6321/4</p> <p>Spain Phone +358 9 25 15 800</p> <p>Sverige Phone +46 10 110 10 00</p> <p>Taiwan Phone +886 2 2375 6288</p> <p>Türkiye Phone +90 (216) 538 50 00</p> <p>United Arab Emirates Phone +971 (0) 4 5565 878</p> <p>USA/Mexico Phone +1 950 341 6780</p>
---	---

Please find detailed addresses and additional representatives and agencies in all major industrial nations at www.sick.com

8211643

ENGLISH

Bitoffset									
Byte 13	Value 0 (default: v-RMS: X)	55	54	53	52	51	50	49	48
Type/Subindex	Float								
Bitoffset									
Byte 14	Value 0 (default: v-RMS: X)	47	46	45	44	43	42	41	40
Type/Subindex	Float								
Bitoffset									
Byte 15	Value 0 (default: v-RMS: X)	39	38	37	36	35	34	33	32
Type/Subindex	Float								
Bitoffset									
Byte 16	Reserved	31	30	29	28	27	26	25	24
Type/Subindex	Unsigned Integer 16								
Bitoffset									
Byte 17	Reserved	23	22	21	20	19	18	17	16
Type/Subindex	Unsigned Integer 16								
Bitoffset									
Byte 18	Configurable Alert Bit 15 (Default: Unused)	15	14	13	12	11	10	9	8
Type/Subindex	Boolean	16	15	14	13	12	11	10	9
Bitoffset									
Byte 19	Diagnostic alert 2 (Default: v-RMS max)	7	6	5	4	3	2	1	0
Type/Subindex	Boolean	8	7	6	5	4	3	2	1

4. Service data

The following ISDUs will not be saved via Data-Storage: Direct Parameters - Page 1, Direct Parameters - Page 2, Device Specific Name, Find Me, Shock - Timestamp, Shock - Last - Control for dataset readout, Shock - Stored 1 control for dataset readout, Data refresh counter, FD - Alert limits center frequencies, FD - Alert limits tolerances of peak ranges, FD - Alert limits before peak blind range, FD - Alert limits after peak blind range, FD - Alert limits maximum peak amplitude, FD - Alert limits minimum peak amplitude, FD - Alert limits no-peak ranges maximum amplitude, Snapshot mode, TD - Snapshot control for dataset readout, FD - Snapshot control for dataset readout and Platform version

IO-Link specific									
Index dec (hex)	Name	Format (Offset)	Length	Access ¹	Default Value	Value / Range	Remark [Unit]		
12 (0x0C)	Device Access Locks	Record	2 Byte	rw	The access to the device parameters can be restricted by setting appropriate flags within this parameter.				
2 (0x02)	Data Storage	Bit (1)	1 Bit	rw	true = Locked false = Unlocked				
16 (0x10)	Vendor Name	String	64 Byte	ro	SICK AG	The vendor name that is assigned to a Vendor ID.			
17 (0x11)	Vendor Text	String	64 Byte	ro	www.sick.com	Additional information about the vendor.			
18 (0x12)	Product Name	String	64 Byte	ro	Complete product name.				
19 (0x13)	Product ID	String	64 Byte	ro	Vendor-specific product or type identification (e.g., item number or model number).				
20 (0x14)	Product Text	String	64 Byte	ro	Multi Physics Box	Additional product information for the device.			
21 (0x15)	Serial Number	String	16 Byte	ro	Unique, vendor-specific identifier of the individual device.				
22 (0x16)	Hardware Revision	String	64 Byte	ro	Unique, vendor-specific identifier of the hardware revision of the individual device.				
23 (0x17)	Firmware Revision	String	64 Byte	ro	Unique, vendor-specific identifier of the firmware revision of the individual device.				
24 (0x18)	Application-specific Tag	String	32 Byte	rw	***	Possibility to mark a device with user- or application-specific information.			
36 (0x24)	Device Status	UInt	8 Bit	ro	0	0 = Device is OK 1 = Maintenance required 2 = Out of specification 3 = Functional check 4 = Failure	Indicator for the current device condition and diagnosis state.		
37 (0x25)	Detailed Device Status	Array	192 Byte	ro	Octet String [64]				
40 (0x28)	PD Input	PD In	20 Byte	ro	Last valid process input data of the device.				
SICK device specific									
Index dec (hex)	Name	Format (Offset)	Length	Access ¹	Default Value	Value / Range	Remark [Unit]		
25 (0x19)	Function Tag	String	32 Byte	rw	***	Function Tag			
26 (0x1A)	Location Tag	String	32 Byte	rw	***	Location Tag			
64 (0x40)	Device Specific Name	String	32 Byte	rw	***				
67 (0x43)	Process data user definition	Record	20 Byte	rw	Define the contents of the process data.				

¹ ro = read only, wo = write only, rw = read/write
² COM values specify the bitrate (see IO-Link specification): COM1 (4,8 kbit/s), COM2 (38,4 kbit/s), COM3 (230,4 kbit/s)



Please note the validity of the additional operating instructions for automation functions

SICK

8025739 0923

MPB10

1034141784
9364205 1KVX

<p>Australia Phone +61 3 9457 0800</p> <p>Belgium/Luxembourg Phone +32 (0)2 468 55 66</p> <p>Brazil Phone +55 11 3215-4900</p> <p>Canada Phone +1 905 771 14 44</p> <p>China Phone +86 4000 121 000 +852 2353 6300</p> <p>Danmark Phone +45 45 82 64 00</p> <p>Deutschland Phone +49 211 5301 301</p> <p>España Phone +34 93 480 31 00</p> <p>France Phone +33 1 64 62 39 00</p> <p>Great Britain Phone +44 (0)1727 831521</p> <p>India Phone +91-22-4033 8333</p> <p>Israel Phone +972-4-6801000</p> <p>Italia Phone +39 02 27 43 41</p> <p>Japan Phone +81 (03) 5309 2112</p> <p>Magnetsverige Phone +36 1 371 2680</p> <p>Niederland Phone +31 (0)30 229 25 44</p> <p>SICK AG, Erwin-Sick-Strasse 1, D-79183 Waldkirch</p>	<p>Osterreich Phone +43 (0)22 36 62 28 8-0</p> <p>Norge Phone +47 67 61 50 00</p> <p>Polska Phone +48 22 837 40 50</p> <p>România Phone +40 356 171 120</p> <p>Russia Phone +7 495 775 09 30</p> <p>Schweiz Phone +41 41 619 29 39</p> <p>Sveits Phone +43 6744 3732</p> <p>Sveits Phone +386 (0)147 69 990</p> <p>Sveits Phone +27 11 472 3733</p> <p>South Korea Phone +82 2 786 6321/4</p> <p>Suomi Phone +358 9 25 15 800</p> <p>Sverige Phone +46 10 110 10 00</p> <p>Taiwan Phone +886 2 2375 6288</p> <p>Türkiye Phone +90 (216) 538 50 00</p> <p>United Arab Emirates Phone +971 (0)4 8865 878</p> <p>USA/Mexico Phone +1 952 941 6780</p>
---	--

Please find detailed addresses and additional representatives and agencies in all major industrial nations at www.sick.com

More representatives and agencies at www.sick.com - Subject to change without notice - The specified product features and technical data do not represent any guarantee.

Weitere Niederlassungen finden Sie unter www.sick.com - Irrtümer und Änderungen vorbehalten - Angegebene Produkteigenschaften und technische Daten stellen keine Garantieerklärung dar.

Plus de représentations et d'agences à l'adresse www.sick.com - Sujet à modification sans préavis - Les caractéristiques de produit et techniques indiquées ne constituent pas de déclaration de garantie.

Para mais representantes e agências, consulte www.sick.com - Alterações poderão ser feitas sem prévio aviso - As características do produto e os dados técnicos apresentados não constituem declaração de garantia.

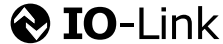
Fiere representanter og agenturer på www.sick.com - Med forbehold for ændringer og fejl - De angivne produktdata og tekniske data udgør ikke nogen garantierklæring.

Altri rappresentanti ed agenzie si trovano su www.sick.com - Contenuti soggetti a modifiche senza preavviso - Le caratteristiche del prodotto e i dati tecnici non rappresentano una dichiarazione di garanzia.

Meer vestigingen en vertegenwoordigingen vindt u op www.sick.com - Wijzigingen en correcties voorbehouden - Aangegeven producteigenschappen en technische gegevens vormen geen garantieverklaring.

Más representantes y agencias en www.sick.com - Sujeto a cambio sin previo aviso - Las características y los datos técnicos especificados no constituyen ninguna declaración de garantía.

欲了解更多代表机构和代理商信息，请登录 www.sick.com - 如有更改，不另行通知 - 对所给出的产品特性和技术参数，其正确性不予保证。



Please note the validity of the additional operating instructions for automation functions

ENGLISH

SICK device specific							
Index dec (hex)	Name	Format (Offset)	Length	Access ¹	Default Value	Value / Range	Remark [Unit]
1 (0x01)	Bit 0	Bit (152)	8 Bit	rw	0	0 = Set bit to constant 0 44 = Group alert: Temperature 46 = Group alert: Shock 48 = Group alert: Vibration time domain 49 = Group alert: Vibration frequency domain 65 = Direct alert: Operating hours max. 67 = Direct alert: Temperature max. 68 = Direct alert: Power cycles max. 72 = Direct alert: Vibration a-RMS pre-max. 73 = Direct alert: Vibration a-RMS max. 75 = Direct alert: Vibration v-RMS pre-max. 76 = Direct alert: Vibration v-RMS max. 77 = Direct alert: Vibration dominant peak amp. max. 78 = Direct alert: Vibration dominant peak freq. deviation. 79 = Direct alert: Vibration fundamental peak amp. max. 80 = Direct alert: Vibration fundamental peak freq. deviation	Content of process data bit 0
2 (0x02)	Bit 1	Bit (144)	8 Bit	rw	0	Compare value range in subindex 1	Content of process data bit 1
3 (0x03)	Bit 2	Bit (136)	8 Bit	rw	0	Compare value range in subindex 1	Content of process data bit 2
4 (0x04)	Bit 3	Bit (128)	8 Bit	rw	0	Compare value range in subindex 1	Content of process data bit 3
5 (0x05)	Bit 4	Bit (120)	8 Bit	rw	44	Compare value range in subindex 1	Content of process data bit 4
6 (0x06)	Bit 5	Bit (112)	8 Bit	rw	46	Compare value range in subindex 1	Content of process data bit 5
7 (0x07)	Bit 6	Bit (104)	8 Bit	rw	75	Compare value range in subindex 1	Content of process data bit 6
8 (0x08)	Bit 7	Bit (96)	8 Bit	rw	76	Compare value range in subindex 1	Content of process data bit 7
9 (0x09)	Bit 8	Bit (88)	8 Bit	rw	0	Compare value range in subindex 1	Content of process data bit 8
10 (0x0A)	Bit 9	Bit (80)	8 Bit	rw	0	Compare value range in subindex 1	Content of process data bit 9
11 (0x0B)	Bit 10	Bit (72)	8 Bit	rw	0	Compare value range in subindex 1	Content of process data bit 10
12 (0x0C)	Bit 11	Bit (64)	8 Bit	rw	0	Compare value range in subindex 1	Content of process data bit 11
13 (0x0D)	Bit 12	Bit (56)	8 Bit	rw	0	Compare value range in subindex 1	Content of process data bit 12
14 (0x0E)	Bit 13	Bit (48)	8 Bit	rw	0	Compare value range in subindex 1	Content of process data bit 13
15 (0x0F)	Bit 14	Bit (40)	8 Bit	rw	0	Compare value range in subindex 1	Content of process data bit 14
16 (0x10)	Bit 15	Bit (32)	8 Bit	rw	0	Compare value range in subindex 1	Content of process data bit 15
17 (0x11)	Value 0	Bit (24)	8 Bit	rw	4	0 = Set value to a-RMS (current): X 1 = Set value to a-RMS (current): Y 2 = Set value to a-RMS (current): Z 3 = Set value to a-RMS (current): Magnitude 4 = Set value to v-RMS (current): X 5 = Set value to v-RMS (current): Y 6 = Set value to v-RMS (current): Z 7 = Set value to v-RMS (current): Magnitude 8 = Set value to variance (current): X 9 = Set value to variance (current): Y 10 = Set value to variance (current): Z 11 = Set value to skewness (current): X 12 = Set value to skewness (current): Y 13 = Set value to skewness (current): Z 14 = Set value to kurtosis (current): X 15 = Set value to kurtosis (current): Y 16 = Set value to kurtosis (current): Z 17 = Set value to peak to peak (current): X 18 = Set value to peak to peak (current): Y 19 = Set value to peak to peak (current): Z 20 = Set value to shape factor (current): X 21 = Set value to shape factor (current): Y 22 = Set value to shape factor (current): Z 23 = Set value to crest factor (current): X 24 = Set value to crest factor (current): Y 25 = Set value to crest factor (current): Z 26 = Set value to impulse factor (current): X 27 = Set value to impulse factor (current): Y 28 = Set value to impulse factor (current): Z 29 = Set value to temperature (current)	Content of process data bytes 12-15
18 (0x12)	Value 1	Bit (16)	8 Bit	rw	5	Compare value range in subindex 17	Content of process data bytes 8-11
19 (0x13)	Value 2	Bit (8)	8 Bit	rw	6	Compare value range in subindex 17	Content of process data bytes 4-7
20 (0x14)	Value 3	Bit (0)	8 Bit	rw	29	Compare value range in subindex 17	Content of process data bytes 0-3
120 (0x78)	Process data select	UInt	8 Bit	rw	1	0 = a-RMS profile 1 = v-RMS profile 2 = X-axis profile 3 = Y-axis profile 4 = Z-axis profile 31 = User specific profile	Define the profiles of the process data
121 (0x79)	Pin 2 configuration	UInt	16 Bit	rw	0	0 = Deactivated 1 = External input 34 = Switching signal QL2 44 = Diagnostic alert 1 45 = Diagnostic alert 2 80 = Trigger signal	

¹ ro = read only, wo = write only, rw = read/write

² COM values specify the bitrate (see IO-Link specification): COM1 (4,8 kbit/s), COM2 (38,4 kbit/s), COM3 (230,4 kbit/s)

SICK

8025739 0923

MPB10

1034141784
9364205 1KVX

<p>Australia Phone +61 3 9457 0800</p> <p>Belgium/Luxembourg Phone +32 (0)2 468 55 66</p> <p>Brazil Phone +55 11 5215-9900</p> <p>Canada Phone +1 905 771 14 44</p> <p>China Phone +86 400 121 000 +852 2353 6300</p> <p>Danmark Phone +45 45 82 64 00</p> <p>Deutschland Phone +49 211 5301 301</p> <p>España Phone +34 93 480 31 00</p> <p>France Phone +33 1 64 62 39 00</p> <p>Great Britain Phone +44 (0)1727 831521</p> <p>India Phone +91-22-4033 8333</p> <p>Israel Phone +972-4-6801000</p> <p>Italia Phone +39 02 27 43 41</p> <p>Japan Phone +81 (03) 5309 2112</p> <p>Magnetsverige Phone +36 1 371 2680</p> <p>Nederland Phone +31 (0)30 229 25 44</p> <p>SICK AG, Erwin-Sick-Strasse 1, D-79183 Waldkirch</p>	<p>Osterreich Phone +43 (0)22 36 62 28 9-0</p> <p>Norge Phone +47 67 61 50 00</p> <p>Polska Phone +48 22 837 40 50</p> <p>România Phone +40 356 171 120</p> <p>Russia Phone +7 495 775 09 30</p> <p>Schweden Phone +41 41 619 29 39</p> <p>Singapore Phone +65 6744 3732</p> <p>South Africa Phone +27 11 472 3733</p> <p>South Korea Phone +82 2 786 6321/4</p> <p>Spain Phone +358 9 25 15 800</p> <p>Sverige Phone +46 10 110 10 00</p> <p>Taiwan Phone +886 2 2375 6288</p> <p>Türkiye Phone +90 (216) 528 50 00</p> <p>United Arab Emirates Phone +971 (0)4 5865 878</p> <p>USA/Mexico Phone +1 950 941 6780</p>
---	--

Please find detailed addresses and additional representatives and agencies in all major industrial nations at www.sick.com

More representatives and agencies at www.sick.com - Subject to change without notice - The specified product features and technical data do not represent any guarantee.

Weitere Niederlassungen finden Sie unter www.sick.com - Irrtümer und Änderungen vorbehalten - Angegebene Produkteigenschaften und technische Daten stellen keine Garantieerklärung dar.

Plus de représentations et d'agences à l'adresse www.sick.com - Sujet à modification sans préavis - Les caractéristiques de produit et techniques indiquées ne constituent pas de déclaration de garantie.

Para mais representantes e agências, consulte www.sick.com - Alterações poderão ser feitas sem prévio aviso - As características do produto e os dados técnicos apresentados não constituem declaração de garantia.

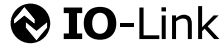
Fiere representanter og agenturer på www.sick.com - Med forbehold for ændringer og fejl - De arfærte produkttegnisraber og tekniske data udgør ikke nogen garantiærklæring.

Altri rappresentanti ed agenzie si trovano su www.sick.com - Contenuti soggetti a modifiche senza preavviso - Le caratteristiche del prodotto e i dati tecnici non rappresentano una dichiarazione di garanzia.

Meer vestigingen en correcties voorbehouden - Aangegeven producteigenschaften en technische gegevens vormen geen garantieverklaring.

Más representantes y agencias en www.sick.com - Sujeto a cambio sin preaviso - Las características y los datos técnicos especificados no constituyen ninguna declaración de garantía.

欲了解更多代表机构和代理商信息，请登录 www.sick.com - 如有更改，不另行通知 - 对所给出的产品特性和技术参数，其正确性不予保证。



Please note the validity of the additional operating instructions for automation functions

ENGLISH

SICK device specific							
Index dec (hex)	Name	Format (Offset)	Length	Access ¹	Default Value	Value / Range	Remark [Unit]
204 (0xCC)	Find Me	UInt	8 Bit	rw	0	0 = Stop FindMe 1 = LED flash	
1080 (0x438)	SLTI version	String	5 Byte	ro	1.1.0		
1081 (0x439)	Input selector 1	UInt	8 Bit	rw	80	64 = External input 80 = Diagnostic alert 1 81 = Diagnostic alert 2	
1082 (0x43A)	Input selector 2	UInt	8 Bit	rw	81	64 = External input 80 = Diagnostic alert 1 81 = Diagnostic alert 2	
1083 (0x43B)	Logic 1	UInt	8 Bit	rw	0	0 = DIRECT 1 = AND 2 = OR 3 = XOR 4 = Hysteresis	
1084 (0x43C)	Logic 2	UInt	8 Bit	rw	0	0 = DIRECT 1 = AND 2 = OR 3 = XOR 4 = Hysteresis	
1085 (0x43D)	Timer 1 mode	UInt	8 Bit	rw	0	0 = Deactivated 1 = T-on delay 2 = T-off delay 3 = T-on/T-off delay 4 = Impulse (one shot)	
1086 (0x43E)	Timer 2 mode	UInt	8 Bit	rw	0	0 = Deactivated 1 = T-on delay 2 = T-off delay 3 = T-on/T-off delay 4 = Impulse (one shot)	
1087 (0x43F)	Timer 1 setup	UInt	16 Bit	rw	1	1...30000	
1088 (0x440)	Timer 2 setup	UInt	16 Bit	rw	1	1...30000	
1089 (0x441)	Inverter 1	UInt	8 Bit	rw	0	0 = Not inverted 1 = Inverted	
1090 (0x442)	Inverter 2	UInt	8 Bit	rw	0	0 = Not inverted 1 = Inverted	
4352 (0x1100)	Temperature	Record	5 Byte	ro	[°C] Temperature		
1 (0x01)	Current temperature	Bit (32)	8 Bit	ro	Current temperature		
2 (0x02)	Max. temperature all time	Bit (24)	8 Bit	ro	Maximum temperature all time		
3 (0x03)	Min. temperature all time	Bit (16)	8 Bit	ro	Minimum temperature all time		
4 (0x04)	Max. temperature since last reset	Bit (8)	8 Bit	ro	Maximum temperature since last reset		
5 (0x05)	Min. temperature since last reset	Bit (0)	8 Bit	ro	Minimum temperature since last reset		
4353 (0x1101)	Temperature - Reset maximum / minimum since reset	UInt	8 Bit	wo	0 = Do nothing 1 = Reset maximum and minimum values of temperature	Temperature - Resets the maximum and minimum values of the temperature parameters	
4354 (0x1102)	Temperature alert limits	Record	2 Byte	rw	[°C] Temperature alert limits		
1 (0x01)	Temperature maximum	Bit (8)	8 Bit	rw	80	Temperature above which an alert is triggered. A value of +127 disables the alert.	
2 (0x02)	Temperature minimum	Bit (0)	8 Bit	rw	-40	Temperature below which an alert is triggered. A value of -128 disables the alert.	
4355 (0x1103)	Temperature alert flags	Record	4 Byte	ro	Alert flags from temperature		
1 (0x01)	Temperature maximum	Bit (1)	1 Bit	ro	true = Alert occurred false = Alert did not occur	Temperature above maximum alert limit	
2 (0x02)	Temperature minimum	Bit (0)	1 Bit	ro	true = Alert occurred false = Alert did not occur	Temperature below minimum alert limit	
4356 (0x1104)	Operating hours	Record	12 Byte	ro	[h] Operating hours counter		
1 (0x01)	Total	Bit (64)	32 Bit	ro			
2 (0x02)	Since last reset	Bit (32)	32 Bit	ro			
3 (0x03)	Since startup	Bit (0)	32 Bit	ro			
4357 (0x1105)	Boot cycle counter	Record	8 Byte	ro	Counts number of all time boot cycles		
1 (0x01)	Total	Bit (32)	32 Bit	ro			
2 (0x02)	Since last reset	Bit (0)	32 Bit	ro			
4367 (0x110F)	DD - Reset device diagnostics parameters	UInt	8 Bit	wo	1 = Reset operating hours 2 = Reset boot cycle counter 255 = Reset all device diagnostics parameters	DD - reset the device diagnostics parameters	
4368 (0x1110)	DD - Alert source	Record	3 Byte	rw	Set the alert source of the device diagnosis data		
1 (0x01)	Operating hours alert source	Bit (8)	8 Bit	rw	0	0 = Total 1 = Since Last Reset 2 = Since Startup	
2 (0x02)	Boot cycles alert source	Bit (0)	8 Bit	rw	0	0 = Total 1 = Since Last Reset	
4369 (0x1111)	DD - Alert limit	Record	8 Byte	rw	Set the limits of the device diagnosis alerts		
1 (0x01)	Operating hours limit	Bit (32)	32 Bit	rw	876000	0...876000	
2 (0x02)	Boot cycles limit	Bit (0)	32 Bit	rw	1000000		
4370 (0x1112)	DD - Alert flags	Record	1 Byte	ro	Get the device diagnosis alerts		
1 (0x01)	Operating hours alert	Bit (1)	1 Bit	ro	true = Alert occurred false = Alert did not occur	Operating hours exceeded the defined limit	
2 (0x02)	Boot cycles alert	Bit (0)	1 Bit	ro	true = Alert occurred false = Alert did not occur	Boot cycle counter exceeded the defined limit	
4434 (0x1152)	Shock - Maximum shock acceleration since last read	Record	6 Byte	ro	[x10mg] Shock - Maximum shock acceleration that occurred since last read of this ISDU. Note: Data is only provided in setup aid mode, which is activated by setting the capture threshold in ISDU 4435 to zero		
1 (0x01)	X	Bit (32)	16 Bit	ro	X-axis		
2 (0x02)	Y	Bit (16)	16 Bit	ro	Y-axis		

¹ ro = read only, wo = write only, rw = read/write

² COM values specify the bitrate (see IO-Link specification): COM1 (4,8 kbit/s), COM2 (38,4 kbit/s), COM3 (230,4 kbit/s)

SICK

8025739 0923

MPB10

1034141784
9364205 1KVX

Australia Phone +61 3 9467 0800	Osterreich Phone +43 (0)22 36 62 28 8-0
Belgium/Luxembourg Phone +32 (0)2 468 55 66	Norge Phone +47 67 61 50 00
Brazil Phone +55 11 3215-9900	Polen Phone +48 22 837 40 50
Canada Phone +1 905 771 14 44	Romania Phone +40 356 171 120
China Phone +86 400 121 000 +86 2163 6300	Russland Phone +7 495 775 09 30
Danmark Phone +45 45 82 40 00	Schweden Phone +46 8 744 37 32
Deutschland Phone +49 211 5301 301	Sveits Phone +41 41 619 29 39
España Phone +34 93 480 31 00	South Korea Phone +82 2 786 6321/4
France Phone +33 1 64 62 39 00	Suomi Phone +358 9 25 15 800
Great Britain Phone +44 (0)1727 831121	Sverige Phone +46 10 110 10 00
India Phone +91-22-4033 8333	Taiwan Phone +886 2 2375 4288
Israel Phone +972 4 6801000	Türkiye Phone +90 (216) 538 50 00
Italia Phone +39 02 27 43 41	United Arab Emirates Phone +971 (0) 4 5565 878
Japan Phone +81 (03) 5309 2112	USA/Mexico Phone +1 950 941 6780
Magnetsverige Phone +36 1 371 2680	
Niederland Phone +31 (0)30 229 25 44	

SICK AG, Erwin-Sick-Strasse 1, D 79183 Waldkirch

Please find detailed addresses and additional representatives and agencies in all major industrial nations at www.sick.com

More representatives and agencies at www.sick.com - Subject to change without notice - The specified product features and technical data do not represent any guarantee.

Weitere Niederlassungen finden Sie unter www.sick.com - Irrtümer und Änderungen vorbehalten! - Angegebene Produkteigenschaften und technische Daten stellen keine Garantieerklärung dar.

Plus de représentations et d'agences à l'adresse www.sick.com - Sujet à modification sans préavis - Les caractéristiques de produit et techniques indiquées ne constituent pas de déclaration de garantie.

Para mais representantes e agências, consulte www.sick.com - Alterações poderão ser feitas sem prévio aviso - As características do produto e os dados técnicos apresentados não constituem declaração de garantia.

Flere repræsentanter og agenturer på www.sick.com - Med forbehold for ændringer og fejl - De angivne produktdata og tekniske data udgør ikke nogen garantierklæring.

Altri rappresentanti ed agenzie si trovano su www.sick.com - Contenuti soggetti a modifiche senza preavviso - Le caratteristiche del prodotto e i dati tecnici non rappresentano una dichiarazione di garanzia.

Meer vestigingen en correcties voorbehouden - Aangegeven producteigenschaften en technische gegevens vormen geen garantieverklaring.

Más representantes y agencias en www.sick.com - Sujeto a cambio sin previo aviso - Las características y los datos técnicos especificados no constituyen ninguna declaración de garantía.

欲了解更多代表机构和代理商信息，请登录 www.sick.com - 如有更改，不另行通知 - 对所给出的产品特性和技术参数的正确性不予保证。



Please note the validity of the additional operating instructions for automation functions

ENGLISH

SICK device specific									
Index dec (hex)	Name	Format (Offset)	Length	Access ¹	Default Value	Value / Range	Remark [Unit]		
3 (0x03)	Z	Bit (0)	16 Bit	ro	Z-axis				
4435 (0x1153)	Shock - Capture limit / alert limit	UInt	16 Bit	rw	1000	0...20000	[x10mg] Shock - Capture limit (and alert limit) for the detection of shock acceleration peaks. If the value is set to 0, the setup aid mode is activated, where no shocks are detected but ISDU 4434 is active. Otherwise, the minimum valid limit is 10g.		
4436 (0x1154)	Shock - Alert flags	Record	4 Byte	ro	Shock - Alert flags from shock acceleration peaks				
1 (0x01)	a-Peak maximum	Bit (0)	1 Bit	ro	true = Alert occurred false = Alert did not occur	Shock acceleration peak above defined alert limit occurred			
4437 (0x1155)	Shock - Timestamp	UInt	64 Bit	rw	[ms] Shock - Timestamp used for shock acceleration peak detection, representing the time in ms since system start-up. The timestamp can be written for synchronization with an absolute time source.				
4438 (0x1156)	Shock - Last - Maximum shock acceleration	Record	14 Byte	ro	Shock - Maximum shock acceleration and timestamp of last captured shock				
1 (0x01)	X	Bit (96)	16 Bit	ro	[x10mg] X-axis				
2 (0x02)	Y	Bit (80)	16 Bit	ro	[x10mg] Y-axis				
3 (0x03)	Z	Bit (64)	16 Bit	ro	[x10mg] Z-axis				
4 (0x04)	Timestamp	Bit (0)	64 Bit	ro	[ms] Timestamp				
4439 (0x1157)	Shock - Last - Control for dataset readout	Record	2 Byte	rw	Shock - Control for readout of time series data for last captured shock				
1 (0x01)	Segment	Bit (8)	8 Bit	rw	0 = Segment 0 1 = Segment 1	Number of data segment mapped into dataset ISDU			
2 (0x02)	Axis	Bit (0)	8 Bit	rw	1 = X-axis 2 = Y-axis 3 = Z-axis	Axis for which data is mapped into dataset ISDU			
4440 (0x1158)	Shock - Last - Dataset readout	Array	170 Byte	ro	Integer16 [85]				
							[x10mg] Shock - Array containing data of time series data for last captured shock. The array contains data for the segment and axis set in ISDU 4439		
4441 (0x1159)	Shock - Stored 1 maximum shock acceleration	Record	14 Byte	ro	Shock - Maximum shock acceleration and timestamp of stored shock nr. 1 (representing the shock with the highest max. acceleration since last reset of shocks)				
1 (0x01)	X	Bit (96)	16 Bit	ro	[x10mg] X-axis				
2 (0x02)	Y	Bit (80)	16 Bit	ro	[x10mg] Y-axis				
3 (0x03)	Z	Bit (64)	16 Bit	ro	[x10mg] Z-axis				
4 (0x04)	Timestamp	Bit (0)	64 Bit	ro	[ms] Timestamp				
4442 (0x115A)	Shock - Stored 1 control for dataset readout	Record	2 Byte	rw	Shock - Control for readout of time series data for stored shock nr. 1				
1 (0x01)	Segment	Bit (8)	8 Bit	rw	0 = Segment 0 1 = Segment 1	Number of data segment mapped into dataset ISDU			
2 (0x02)	Axis	Bit (0)	8 Bit	rw	1 = X-axis 2 = Y-axis 3 = Z-axis	Axis for which data is mapped into dataset ISDU			
4443 (0x115B)	Shock - Stored 1 dataset readout	Array	170 Byte	ro	Integer16 [85]				
							[x10mg] Shock - Array containing data of time series data for stored shock nr. 1. The array contains data for the segment and axis set in ISDU 4442		
4444 (0x115C)	Shock - Stored 2 maximum shock acceleration	Record	14 Byte	ro	Shock - Maximum shock acceleration and timestamp of stored shock nr. 2 (representing the shock with the second-highest max. acceleration since last reset of shocks)				
1 (0x01)	X	Bit (96)	16 Bit	ro	[x10mg] X-axis				
2 (0x02)	Y	Bit (80)	16 Bit	ro	[x10mg] Y-axis				
3 (0x03)	Z	Bit (64)	16 Bit	ro	[x10mg] Z-axis				
4 (0x04)	Timestamp	Bit (0)	64 Bit	ro	[ms] Timestamp				
4445 (0x115D)	Shock - Stored 3 maximum shock acceleration	Record	14 Byte	ro	Shock - Maximum shock acceleration and timestamp of stored shock nr. 3 (representing the shock with the third-highest max. acceleration since last reset of shocks)				
1 (0x01)	X	Bit (96)	16 Bit	ro	[x10mg] X-axis				
2 (0x02)	Y	Bit (80)	16 Bit	ro	[x10mg] Y-axis				
3 (0x03)	Z	Bit (64)	16 Bit	ro	[x10mg] Z-axis				
4 (0x04)	Timestamp	Bit (0)	64 Bit	ro	[ms] Timestamp				
4446 (0x115E)	Shock - Stored 4 maximum shock acceleration	Record	14 Byte	ro	Shock - Maximum shock acceleration and timestamp of stored shock nr. 4 (representing the shock with the fourth-highest max. acceleration since last reset of shocks)				
1 (0x01)	X	Bit (96)	16 Bit	ro	[x10mg] X-axis				
2 (0x02)	Y	Bit (80)	16 Bit	ro	[x10mg] Y-axis				
3 (0x03)	Z	Bit (64)	16 Bit	ro	[x10mg] Z-axis				
4 (0x04)	Timestamp	Bit (0)	64 Bit	ro	[ms] Timestamp				
4447 (0x115F)	Shock - Stored 5 maximum shock acceleration	Record	14 Byte	ro	Shock - Maximum shock acceleration and timestamp of stored shock nr. 5 (representing the shock with the fifth-highest max. acceleration since last reset of shocks)				
1 (0x01)	X	Bit (96)	16 Bit	ro	[x10mg] X-axis				
2 (0x02)	Y	Bit (80)	16 Bit	ro	[x10mg] Y-axis				
3 (0x03)	Z	Bit (64)	16 Bit	ro	[x10mg] Z-axis				
4 (0x04)	Timestamp	Bit (0)	64 Bit	ro	[ms] Timestamp				
4448 (0x1160)	Shock - Reset all shocks	UInt	8 Bit	wo	0 = Do nothing 1 = Reset stored peaks and last captured peak	Shock - Reset of all stored shocks as well as last captured shock			
4474 (0x117A)	Vibration - Trigger settings	Record	4 Byte	rw	Vibration analysis - Trigger settings for recording of data for vibration analysis.				
1 (0x01)	Trigger type	Bit (24)	8 Bit	rw	0	0 = Automatic 1 = Manual (trigger via ISDU) 2 = Manual (trigger via PIN2)	Trigger used to record new data block for vibration analysis		
2 (0x02)	Sensitive edge	Bit (16)	8 Bit	rw	0	0 = Rising edge 1 = Falling edge 2 = Both edges	Edge of external trigger that triggers the data recording		
3 (0x03)	Data acquisition delay	Bit (0)	16 Bit	rw	0	[ms] Delay of beginning of data recording after trigger signal			
4475 (0x117B)	Vibration - Set trigger	UInt	8 Bit	wo	0 = Do nothing 1 = Trigger acquisition of new data set for vibration analysis (if trigger type is set to manual)	Vibration analysis - Triggers the recording of new data for vibration analysis if trigger type is set to 1 (Manual via ISDU)			
4477 (0x117D)	Vibration - Settings	Record	7 Byte	rw	Vibration analysis - Vibration analysis settings				

¹ro = read only, wo = write only, rw = read/write
²COM values specify the bitrate (see IO-Link specification): COM1 (4,8 kbit/s), COM2 (38,4 kbit/s), COM3 (230,4 kbit/s)

SICK

8025739 0923

MPB10

1034141784
9364205 1KVX

<p>Australia Phone +61 3 9467 0800</p> <p>Belgium/Luxembourg Phone +32 (0)2 468 55 66</p> <p>Brazil Phone +55 11 5215-4900</p> <p>Canada Phone +1 905 771 14 44</p> <p>China Phone +86 400 121 000 +862025530300</p> <p>Denmark Phone +45 45 82 64 00</p> <p>Deutschland Phone +49 211 5301 301</p> <p>España Phone +34 93 480 31 00</p> <p>France Phone +33 1 64 62 39 00</p> <p>Great Britain Phone +44 (0)1727 831121</p> <p>India Phone +91-22-4033 8333</p> <p>Israel Phone +972-4-6801000</p> <p>Italy Phone +39 02 27 43 41</p> <p>Japan Phone +81 (03) 5309 2112</p> <p>Magnetsveicien Phone +36 1 371 2680</p> <p>Niederland Phone +31 (0)30 229 25 44</p> <p>SICK AG, Erwin-Sick-Strasse 1, D-79183 Waldkirch</p>	<p>Osterreich Phone +43 (0)22 36 62 28 8-0</p> <p>Norge Phone +47 67 61 50 00</p> <p>Polka Phone +48 22 837 40 50</p> <p>România Phone +40 356 171 120</p> <p>Russia Phone +7 495 775 09 30</p> <p>Schweiz Phone +41 41 619 29 39</p> <p>Singapore Phone +65 6744 3732</p> <p>Sveits Phone +386 (0)147 69 990</p> <p>South Korea Phone +82 2 786 6321/4</p> <p>Spain Phone +358-9-25 15 800</p> <p>Sri Lanka Phone +94 10 110 10 00</p> <p>Taiwan Phone +886-2-2375-0288</p> <p>Türkiye Phone +90 (216) 538 50 00</p> <p>United Arab Emirates Phone +971 (0)4 5865 878</p> <p>USA/Mexico Phone +1 (952) 941-6780</p>
---	---

Please find detailed addresses and additional representatives and agencies in all major industrial nations at www.sick.com

More representatives and agencies at www.sick.com - Subject to change without notice - The specified product features and technical data do not represent any guarantee.

Weitere Niederlassungen finden Sie unter www.sick.com - Irrtümer und Änderungen vorbehalten - Angegebene Produkteigenschaften und technische Daten stellen keine Garantieerklärung dar.

Plus de représentations et d'agences à l'adresse www.sick.com - Sujet à modification sans préavis - Les caractéristiques de produit et techniques indiquées ne constituent pas de déclaration de garantie.

Para mais representantes e agências, consulte www.sick.com - Alterações poderão ser feitas sem prévio aviso - As características do produto e os dados técnicos apresentados não constituem declaração de garantia.

Flere repræsentanter og agenturer på www.sick.com - Med forbehold for ændringer og fejl - De angivne produktdata og tekniske data udgør ikke nogen garantierklæring.

Altri rappresentanti ed agenzie si trovano su www.sick.com - Contenuti soggetti a modifiche senza preavviso - Le caratteristiche del prodotto e i dati tecnici non rappresentano una dichiarazione di garanzia.

Meer vestigingen en correcties voorbehouden - Aangegeven producteigenschaften en technische gegevens vormen geen garantieverklaring.

Más representantes y agencias en www.sick.com - Sujeto a cambio sin previo aviso - Las características y los datos técnicos especificados no constituyen ninguna declaración de garantía.

欲了解更多代表机构和代理商信息，请登录 www.sick.com - 如有更改，不另行通知 - 对所给出的产品特性和技术参数 的正确性不予保证。



Please note the validity of the additional operating instructions for automation functions

ENGLISH

SICK device specific							
Index dec (hex)	Name	Format (Offset)	Length	Access ¹	Default Value	Value / Range	Remark [Unit]
1 (0x01)	Axis mode	Bit (48)	8 Bit	rw	0	0 = Multi-axis mode 1 = Single-axis mode	Multi-axis mode = process data from X, Y and Z axes. Single-axis mode = process data from one axis only. If block length is set to 8192 points, single-axis mode is mandatory.
2 (0x02)	Block length	Bit (32)	16 Bit	rw	4096	128 = 128 points (20ms) 256 = 256 points (40ms) 512 = 512 points (80ms) 1024 = 1024 points (160ms) 2048 = 2048 points (320ms) 4096 = 4096 points (640ms) 8192 = 8192 points (1280ms)	Block length used for calculation of time domain parameters and spectrum. Blocklength 8192 can only be used in single-axis mode. Changing axis mode to multi-axis the block length is reduced to 4096, if set to 8192 before.
3 (0x03)	Signal axis	Bit (24)	8 Bit	rw	4	1 = X-axis 2 = Y-axis 3 = Z-axis 4 = Magnitude	Signal axis used for spectrum analysis. Also axis used in single-axis mode. Value 4 can only be set in multi-axis mode. Changing axis mode to single-axis mode the signal axis is set to 3 (Z-axis), if set to 4 (Magnitude) before.
4 (0x04)	Signal type	Bit (16)	8 Bit	rw	2	1 = Acceleration 2 = Velocity	Signal type (acceleration, velocity) used for time-domain and frequency-domain parameters. If set to 2 (velocity), the lower limit of the frequency range (index 4478) is set to at least 10Hz.
5 (0x05)	Averaging number blocks	Bit (0)	16 Bit	rw	1	1...256 = Number of averaged blocks, 1 means no averaging	Number of blocks over which the time-domain parameters and the spectrum are averaged
4478 (0x117E)	Frequency range settings	Record	8 Byte	rw	[Hz] Frequency range used in calculation of both time-domain and frequency-domain parameters. The full signal bandwidth is used if the lower limit is set to 0 and the upper limit is set to 3200		
1 (0x01)	Lower Limit	Bit (32)	4 Byte	rw	10.0	0.0...3200.0 = Frequency range	Lower limit of frequency range in Hz. For signal type velocity, a minimum value for the lower limit is required. It depends on the selected blocklength: Blocklength 4096/8192: 10Hz, 2048: 20Hz, 1024: 40Hz, 512: 80Hz, 256: 160Hz, 128: 320Hz
2 (0x02)	Upper limit	Bit (0)	4 Byte	rw	1000.0	0.0...3200.0 = Frequency range	Upper limit of frequency range in Hz. The upper limit has to exceed the lower limit by at least one spectrum frequency bin, i.e., at least 6400Hz / blocklength (with the blocklength value selected in ISDU 4477, subindex 2).
4479 (0x117F)	Activity detection settings	Record	9 Byte	rw	Settings for the activity detection. If the feature is enabled and no activity is detected, the vibration live values are set to 0 respectively -1 and no alerts are generated.		
1 (0x01)	Detection enabled	Bit (64)	8 Bit	rw	1	0 = false 1 = true	
2 (0x02)	Activity limit	Bit (32)	4 Byte	rw	0.15	0.0...8.0	[g] If the a-RMS value exceeds the limit set here, activity is detected
3 (0x03)	No activity limit	Bit (0)	4 Byte	rw	0.075	0.0...8.0	[g] If the a-RMS value falls below the limit set here, no activity is detected
4480 (0x1180)	Activity detection - Activity detected	Ulnt	8 Bit	ro	0 = false 1 = true	True if activity is currently detected, false if no activity is detected. If activity detection is disabled, this ISDU always returns true.	
4482 (0x1182)	Data refresh counter	Ulnt	32 Bit	rw	Counter that is increased by one every time new vibration data is available in ISDUs 4483-4577		
4483 (0x1183)	TD - a-RMS (current)	Record	16 Byte	ro	[g] Time domain parameters - a-RMS (current)		
1 (0x01)	X	Bit (96)	4 Byte	ro	X-axis		
2 (0x02)	Y	Bit (64)	4 Byte	ro	Y-axis		
3 (0x03)	Z	Bit (32)	4 Byte	ro	Z-axis		
4 (0x04)	Magnitude	Bit (0)	4 Byte	ro	Magnitude		
4484 (0x1184)	TD - a-RMS (maximum since reset)	Record	16 Byte	ro	[g] Time domain parameters - a-RMS (maximum since reset)		
1 (0x01)	X	Bit (96)	4 Byte	ro	X-axis		
2 (0x02)	Y	Bit (64)	4 Byte	ro	Y-axis		
3 (0x03)	Z	Bit (32)	4 Byte	ro	Z-axis		
4 (0x04)	Magnitude	Bit (0)	4 Byte	ro	Magnitude		
4485 (0x1185)	TD - a-RMS (minimum since reset)	Record	16 Byte	ro	[g] Time domain parameters - a-RMS (minimum since reset)		
1 (0x01)	X	Bit (96)	4 Byte	ro	X-axis		
2 (0x02)	Y	Bit (64)	4 Byte	ro	Y-axis		
3 (0x03)	Z	Bit (32)	4 Byte	ro	Z-axis		
4 (0x04)	Magnitude	Bit (0)	4 Byte	ro	Magnitude		
4486 (0x1186)	TD - v-RMS (current)	Record	16 Byte	ro	[mm/s] Time domain parameters - v-RMS (current)		
1 (0x01)	X	Bit (96)	4 Byte	ro	X-axis		
2 (0x02)	Y	Bit (64)	4 Byte	ro	Y-axis		
3 (0x03)	Z	Bit (32)	4 Byte	ro	Z-axis		
4 (0x04)	Magnitude	Bit (0)	4 Byte	ro	Magnitude		
4487 (0x1187)	TD - v-RMS (maximum since reset)	Record	16 Byte	ro	[mm/s] Time domain parameters - v-RMS (maximum since reset)		
1 (0x01)	X	Bit (96)	4 Byte	ro	X-axis		
2 (0x02)	Y	Bit (64)	4 Byte	ro	Y-axis		
3 (0x03)	Z	Bit (32)	4 Byte	ro	Z-axis		
4 (0x04)	Magnitude	Bit (0)	4 Byte	ro	Magnitude		
4488 (0x1188)	TD - v-RMS (minimum since reset)	Record	16 Byte	ro	[mm/s] Time domain parameters - v-RMS (minimum since reset)		
1 (0x01)	X	Bit (96)	4 Byte	ro	X-axis		
2 (0x02)	Y	Bit (64)	4 Byte	ro	Y-axis		
3 (0x03)	Z	Bit (32)	4 Byte	ro	Z-axis		
4 (0x04)	Magnitude	Bit (0)	4 Byte	ro	Magnitude		
4489 (0x1189)	TD - Variance (current)	Record	12 Byte	ro	[g ² mm ² /s ²] Time domain parameters - a/v-Variance (current)		
1 (0x01)	X	Bit (64)	4 Byte	ro	X-axis		
2 (0x02)	Y	Bit (32)	4 Byte	ro	Y-axis		
3 (0x03)	Z	Bit (0)	4 Byte	ro	Z-axis		
4490 (0x118A)	TD - Variance (maximum since reset)	Record	12 Byte	ro	[g ² mm ² /s ²] Time domain parameters - a/v-Variance (maximum since reset)		
1 (0x01)	X	Bit (64)	4 Byte	ro	X-axis		

¹ ro = read only, wo = write only, rw = read/write

² COM values specify the bitrate (see IO-Link specification): COM1 (4,8 kbit/s), COM2 (38,4 kbit/s), COM3 (230,4 kbit/s)

SICK

8025739 0923

MPB10

1034141784
9364205 1KVX

<p>Australia Phone +61 3 9457 0800</p> <p>Belgium/Luxembourg Phone +32 (0)2 468 55 66</p> <p>Brazil Phone +55 11 5215-9900</p> <p>Canada Phone +1 905 771 14 44</p> <p>China Phone +86 400 121 000 +852 2563 6300</p> <p>Denmark Phone +45 45 82 64 00</p> <p>Deutschland Phone +49 211 5361 301</p> <p>España Phone +34 93 480 31 00</p> <p>France Phone +33 1 64 62 39 00</p> <p>Great Britain Phone +44 (0)1777 831121</p> <p>India Phone +91-22-4033 8333</p> <p>Israel Phone +972-4-6801000</p> <p>Italia Phone +39 02 27 43 41</p> <p>Japan Phone +81 (03) 5309 2112</p> <p>Magnetsverige Phone +36 1 371 2680</p> <p>Niederland Phone +31 (0)30 229 25 44</p> <p>SICK AG, Erwin-Sick-Strasse 1, D-79183 Waldkirch</p>	<p>Osterreich Phone +43 (0)22 36 62 28 8-0</p> <p>Norge Phone +47 07 81 50 00</p> <p>Polska Phone +49 22 837 40 50</p> <p>România Phone +40 356 171 120</p> <p>Russia Phone +7 495 775 05 30</p> <p>Schweiz Phone +41 41 619 29 29</p> <p>Singapore Phone +65 6744 3732</p> <p>Sveits Phone +386 (0)147 69 990</p> <p>Svea-Århus Phone +27 11 472 3733</p> <p>South Korea Phone +82 2 786 6321/4</p> <p>Suomi Phone +358 9 25 15 800</p> <p>Sverige Phone +46 10 110 10 00</p> <p>Taiwan Phone +886 2 2375-6288</p> <p>Türkiye Phone +90 (216) 538 50 00</p> <p>United Arab Emirates Phone +971 (0) 4 5565 878</p> <p>USA/Mexico Phone +1 2952 941 6780</p>
--	---

Please find detailed addresses and additional representatives and agencies in all major industrial nations at www.sick.com

8211463

More representatives and agencies at www.sick.com - Subject to change without notice - The specified product features and technical data do not represent any guarantee.

Weitere Niederlassungen finden Sie unter www.sick.com - Irrtümer und Änderungen vorbehalten! - Angegebene Produkteigenschaften und technische Daten stellen keine Garantieerklärung dar.

Plus de représentations et d'agences à l'adresse www.sick.com - Sujet à modification sans préavis - Les caractéristiques de produit et techniques indiquées ne constituent pas de déclaration de garantie.

Para mais representantes e agências, consulte www.sick.com - Alterações poderão ser feitas sem prévio aviso - As características do produto e os dados técnicos apresentados não constituem declaração de garantia.

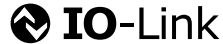
Fiere representanter og agenturer på www.sick.com - Med forbehold for ændringer og fejl - De angivne produktbeskrivelser og tekniske data udgør ikke nogen garantierklæring.

Altri rappresentanti ed agenzie si trovano su www.sick.com - Contenuti soggetti a modifiche senza preavviso - Le caratteristiche del prodotto e i dati tecnici non rappresentano una dichiarazione di garanzia.

Meer vestigingen en correcties voorbehouden - Aangegeven producteigenschappen en technische gegevens vormen geen garantieverklaring.

Más representantes y agencias en www.sick.com - Sujeto a cambio sin previo aviso - Las características y los datos técnicos especificados no constituyen ninguna declaración de garantía.

欲了解更多代表机构和代理商信息，请登录 www.sick.com - 如有更改，不另行通知 - 对所给出的产品特性和技术参数 的正确性不予保证。



Please note the validity of the additional operating instructions for automation functions

ENGLISH

SICK device specific							
Index dec (hex)	Name	Format (Offset)	Length	Access ¹	Default Value	Value / Range	Remark [Unit]
2 (0x02)	Y	Bit (32)	4 Byte	ro		Y-axis	
3 (0x03)	Z	Bit (0)	4 Byte	ro		Z-axis	
4491 (0x118B)	TD - Variance (minimum since reset)	Record	12 Byte	ro		[g ² mm ² /s ²] Time domain parameters - a-/v-Variance (minimum since reset)	
1 (0x01)	X	Bit (64)	4 Byte	ro		X-axis	
2 (0x02)	Y	Bit (32)	4 Byte	ro		Y-axis	
3 (0x03)	Z	Bit (0)	4 Byte	ro		Z-axis	
4492 (0x118C)	TD - Skewness (current)	Record	12 Byte	ro		Time domain parameters - a-/v-Skewness (current)	
1 (0x01)	X	Bit (64)	4 Byte	ro		X-axis	
2 (0x02)	Y	Bit (32)	4 Byte	ro		Y-axis	
3 (0x03)	Z	Bit (0)	4 Byte	ro		Z-axis	
4493 (0x118D)	TD - Skewness (maximum since reset)	Record	12 Byte	ro		Time domain parameters - a-/v-Skewness (maximum since reset)	
1 (0x01)	X	Bit (64)	4 Byte	ro		X-axis	
2 (0x02)	Y	Bit (32)	4 Byte	ro		Y-axis	
3 (0x03)	Z	Bit (0)	4 Byte	ro		Z-axis	
4494 (0x118E)	TD - Skewness (minimum since reset)	Record	12 Byte	ro		Time domain parameters - a-/v-Skewness (minimum since reset)	
1 (0x01)	X	Bit (64)	4 Byte	ro		X-axis	
2 (0x02)	Y	Bit (32)	4 Byte	ro		Y-axis	
3 (0x03)	Z	Bit (0)	4 Byte	ro		Z-axis	
4495 (0x118F)	TD - Kurtosis (current)	Record	12 Byte	ro		Time domain parameters - a-/v-Kurtosis (current)	
1 (0x01)	X	Bit (64)	4 Byte	ro		X-axis	
2 (0x02)	Y	Bit (32)	4 Byte	ro		Y-axis	
3 (0x03)	Z	Bit (0)	4 Byte	ro		Z-axis	
4496 (0x1190)	TD - Kurtosis (maximum since reset)	Record	12 Byte	ro		Time domain parameters - a-/v-Kurtosis (maximum since reset)	
1 (0x01)	X	Bit (64)	4 Byte	ro		X-axis	
2 (0x02)	Y	Bit (32)	4 Byte	ro		Y-axis	
3 (0x03)	Z	Bit (0)	4 Byte	ro		Z-axis	
4497 (0x1191)	TD - Kurtosis (minimum since reset)	Record	12 Byte	ro		Time domain parameters - a-/v-Kurtosis (minimum since reset)	
1 (0x01)	X	Bit (64)	4 Byte	ro		X-axis	
2 (0x02)	Y	Bit (32)	4 Byte	ro		Y-axis	
3 (0x03)	Z	Bit (0)	4 Byte	ro		Z-axis	
4498 (0x1192)	TD - Peak to peak (current)	Record	12 Byte	ro		[g mm/s] Time domain parameters - a-/v-Peak to peak (current)	
1 (0x01)	X	Bit (64)	4 Byte	ro		X-axis	
2 (0x02)	Y	Bit (32)	4 Byte	ro		Y-axis	
3 (0x03)	Z	Bit (0)	4 Byte	ro		Z-axis	
4499 (0x1193)	TD - Peak to peak (maximum since reset)	Record	12 Byte	ro		[g mm/s] Time domain parameters - a-/v-Peak to peak (maximum since reset)	
1 (0x01)	X	Bit (64)	4 Byte	ro		X-axis	
2 (0x02)	Y	Bit (32)	4 Byte	ro		Y-axis	
3 (0x03)	Z	Bit (0)	4 Byte	ro		Z-axis	
4500 (0x1194)	TD - Peak to peak (minimum since reset)	Record	12 Byte	ro		[g mm/s] Time domain parameters - a-/v-Peak to peak (minimum since reset)	
1 (0x01)	X	Bit (64)	4 Byte	ro		X-axis	
2 (0x02)	Y	Bit (32)	4 Byte	ro		Y-axis	
3 (0x03)	Z	Bit (0)	4 Byte	ro		Z-axis	
4501 (0x1195)	TD - Shape fct. (current)	Record	12 Byte	ro		Time domain parameters - a-/v-Shape factor (current)	
1 (0x01)	X	Bit (64)	4 Byte	ro		X-axis	
2 (0x02)	Y	Bit (32)	4 Byte	ro		Y-axis	
3 (0x03)	Z	Bit (0)	4 Byte	ro		Z-axis	
4502 (0x1196)	TD - Shape fct. (maximum since reset)	Record	12 Byte	ro		Time domain parameters - a-/v-Shape factor (maximum since reset)	
1 (0x01)	X	Bit (64)	4 Byte	ro		X-axis	
2 (0x02)	Y	Bit (32)	4 Byte	ro		Y-axis	
3 (0x03)	Z	Bit (0)	4 Byte	ro		Z-axis	
4503 (0x1197)	TD - Shape fct. (minimum since reset)	Record	12 Byte	ro		Time domain parameters - a-/v-Shape factor (minimum since reset)	
1 (0x01)	X	Bit (64)	4 Byte	ro		X-axis	
2 (0x02)	Y	Bit (32)	4 Byte	ro		Y-axis	
3 (0x03)	Z	Bit (0)	4 Byte	ro		Z-axis	
4504 (0x1198)	TD - Crest fct. (current)	Record	12 Byte	ro		Time domain parameters - a-/v-Crest factor (current)	
1 (0x01)	X	Bit (64)	4 Byte	ro		X-axis	
2 (0x02)	Y	Bit (32)	4 Byte	ro		Y-axis	
3 (0x03)	Z	Bit (0)	4 Byte	ro		Z-axis	
4505 (0x1199)	TD - Crest fct. (maximum since reset)	Record	12 Byte	ro		Time domain parameters - a-/v-Crest factor (maximum since reset)	
1 (0x01)	X	Bit (64)	4 Byte	ro		X-axis	
2 (0x02)	Y	Bit (32)	4 Byte	ro		Y-axis	
3 (0x03)	Z	Bit (0)	4 Byte	ro		Z-axis	
4506 (0x119A)	TD - Crest fct. (minimum since reset)	Record	12 Byte	ro		Time domain parameters - a-/v-Crest factor (minimum since reset)	
1 (0x01)	X	Bit (64)	4 Byte	ro		X-axis	
2 (0x02)	Y	Bit (32)	4 Byte	ro		Y-axis	
3 (0x03)	Z	Bit (0)	4 Byte	ro		Z-axis	
4507 (0x119B)	TD - Imp. fct. (current)	Record	12 Byte	ro		Time domain parameters - a-/v-Impulse factor (current)	
1 (0x01)	X	Bit (64)	4 Byte	ro		X-axis	
2 (0x02)	Y	Bit (32)	4 Byte	ro		Y-axis	
3 (0x03)	Z	Bit (0)	4 Byte	ro		Z-axis	
4508 (0x119C)	TD - Imp. fct. (maximum since reset)	Record	12 Byte	ro		Time domain parameters - a-/v-Impulse factor (maximum since reset)	
1 (0x01)	X	Bit (64)	4 Byte	ro		X-axis	
2 (0x02)	Y	Bit (32)	4 Byte	ro		Y-axis	
3 (0x03)	Z	Bit (0)	4 Byte	ro		Z-axis	
4509 (0x119D)	TD - Imp. fct. (minimum since reset)	Record	12 Byte	ro		Time domain parameters - a-/v-Impulse factor (minimum since reset)	
1 (0x01)	X	Bit (64)	4 Byte	ro		X-axis	

¹ ro = read only, wo = write only, rw = read/write

² COM values specify the bitrate (see IO-Link specification): COM1 (4,8 kbit/s), COM2 (38,4 kbit/s), COM3 (230,4 kbit/s)



8025739 0923

MPB10

1034141784
9364205 1KVX

Australia Phone +61 3 9467 0800
Belgium/Luxembourg Phone +32 (0)2 468 55 66
Brazil Phone +55 11 3215-4900
Canada Phone +1 905 771 14 44
Czech Republic Phone +420 2 57 91 18 50
China Phone +86 400 121 000
Denmark Phone +45 45 82 64 00
Deutschland Phone +49 211 5351 301
España Phone +34 93 480 31 00
France Phone +33 1 64 62 39 00
Great Britain Phone +44 (0)1727 831211
India Phone +91-22-4033 8333
Israel Phone +972-4-6801000
Italia Phone +39 02 27 43 41
Japan Phone +81 (03) 5309 2112
Magyarország Phone +36 1 371 2680
Niederlande Phone +31 (0)30 229 25 44
SICK AG, Erwin-Sick-Strasse 1, D-79183 Waldkirch

Osterreich Phone +43 (0)22 36 62 28 8-0
Norge Phone +47 67 61 50 00
Polska Phone +48 22 837 40 50
România Phone +40 356 171 120
Rusia Phone +7 495 775 09 30
Sverige Phone +46 10 110 10 00
South Korea Phone +82 2 786 6321/4
Spain Phone +3589-25 15 800
Sri Lanka Phone +90 (216) 528 50 00
Türkiye Phone +90 216 528 50 00
United Arab Emirates Phone +971 (0)4 5865 878
USA/Mexico Phone +1 2952 941 6780

Please find detailed addresses and additional representatives and agencies in all major industrial nations at www.sick.com

More representatives and agencies at www.sick.com - Subject to change without notice - The specified product features and technical data do not represent any guarantee.

Weitere Niederlassungen finden Sie unter www.sick.com - Irrtümer und Änderungen vorbehalten - Angegebene Produkteigenschaften und technische Daten stellen keine Garantieerklärung dar.

Plus de représentations et d'agences à l'adresse www.sick.com - Sujet à modification sans préavis - Les caractéristiques de produit et techniques indiquées ne constituent pas de déclaration de garantie.

Para mais representantes e agências, consulte www.sick.com - Alterações poderão ser feitas sem prévio aviso - As características do produto e os dados técnicos apresentados não constituem declaração de garantia.

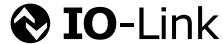
Flere repræsentanter og agenturer på www.sick.com - Med forbehold for ændringer og fejl - De anførte produktbeskrivelser og tekniske data udgør ikke nogen garanti erklæring.

Altri rappresentanti ed agenzie si trovano su www.sick.com - Contenuti soggetti a modifiche senza preavviso - Le caratteristiche del prodotto e i dati tecnici non rappresentano una dichiarazione di garanzia.

Meer vestigingen en correcties voorbehouden - Aangegeven producteigenschaften en technische gegevens vormen geen garantieverklaring.

Más representantes y agencias en www.sick.com - Sujeto a cambio sin previo aviso - Las características y los datos técnicos especificados no constituyen ninguna declaración de garantía.

欲了解更多代表机构和代理商信息，请登录 www.sick.com。如有更改，不另行通知。对所给出的产品特性和技术参数，其正确性不予保证。



Please note the validity of the additional operating instructions for automation functions

ENGLISH

SICK device specific							
Index dec (hex)	Name	Format (Offset)	Length	Access ¹	Default Value	Value / Range	Remark [Unit]
2 (0x02)	Y	Bit (32)	4 Byte	ro	Y-axis		
3 (0x03)	Z	Bit (0)	4 Byte	ro	Z-axis		
4530 (0x11B2)	TD - Reset maximum / minimum since reset	UInt	8 Bit	wo	0 = Do nothing 1 = Reset maximum and minimum values in statistical signal parameters	Time domain parameters - Resets the maximum and minimum values of the time domain parameters	
4531 (0x11B3)	TD - Alert axis	Record	2 Byte	rw	Time domain parameters - Axis for which time domain parameter alerts are generated		
1 (0x01)	Alert axis a-RMS/v-RMS	Bit (8)	8 Bit	rw	4	1 = X-axis 2 = Y-axis 3 = Z-axis 4 = Magnitude	Alert axis for a-RMS and v-RMS
2 (0x02)	Alert axis other TD parameters	Bit (0)	8 Bit	rw	1	1 = X-axis 2 = Y-axis 3 = Z-axis	Alert axis for all other time-domain parameters
4532 (0x11B4)	TD - Alert limits	Record	80 Byte	rw	Time domain parameters - Alert limits for time domain parameters		
1 (0x01)	a-RMS pre-maximum	Bit (608)	4 Byte	rw	-1.0	-1.0...8.0 = a-RMS range	[g] a-RMS value above which an alert is triggered. A negative value disables the alert.
2 (0x02)	a-RMS maximum	Bit (576)	4 Byte	rw	-1.0	-1.0...8.0 = a-RMS range	[g] a-RMS value above which an alert is triggered. A negative value disables the alert.
3 (0x03)	a-RMS minimum	Bit (544)	4 Byte	rw	-1.0	-1.0...8.0 = a-RMS range	[g] a-RMS value below which an alert is triggered. A negative value disables the alert.
4 (0x04)	v-RMS pre-maximum	Bit (512)	4 Byte	rw	2.8	-1.0...1500.0 = v-RMS range	[mm/s] v-RMS value above which an alert is triggered. A negative value disables the alert.
5 (0x05)	v-RMS maximum	Bit (480)	4 Byte	rw	4.5	-1.0...1500.0 = v-RMS range	[mm/s] v-RMS value above which an alert is triggered. A negative value disables the alert.
6 (0x06)	v-RMS minimum	Bit (448)	4 Byte	rw	-1.0	-1.0...1500.0 = v-RMS range	[mm/s] v-RMS value below which an alert is triggered. A negative value disables the alert.
7 (0x07)	Variance maximum	Bit (416)	4 Byte	rw	-1.0	-1.0...2000000.0 = Variance range	[g ² mm ² /s ²] a-/v-Variance value above which an alert is triggered. A negative value disables the alert.
8 (0x08)	Variance minimum	Bit (384)	4 Byte	rw	-1.0	-1.0...2000000.0 = Variance range	[g ² mm ² /s ²] a-/v-Variance value below which an alert is triggered. A negative value disables the alert.
9 (0x09)	Skewness maximum	Bit (352)	4 Byte	rw	101	-101.0...101.0 = Skewness range	a-/v-Skewness value above which an alert is triggered. A value of +101 disables the alert.
10 (0x0A)	Skewness minimum	Bit (320)	4 Byte	rw	-101	-101.0...101.0 = Skewness range	a-/v-Skewness value below which an alert is triggered. A value of -101 disables the alert.
11 (0x0B)	Kurtosis maximum	Bit (288)	4 Byte	rw	-1.0	-1.0...1000.0 = Kurtosis range	a-/v-Kurtosis value above which an alert is triggered. A negative value disables the alert.
12 (0x0C)	Kurtosis minimum	Bit (256)	4 Byte	rw	-1.0	-1.0...1000.0 = Kurtosis range	a-/v-Kurtosis value below which an alert is triggered. A negative value disables the alert.
13 (0x0D)	Peak to peak maximum	Bit (224)	4 Byte	rw	-1.0	-1.0...16.0 = Peak to peak range	[g mm/s] a-/v-Peak to peak value above which an alert is triggered. A negative value disables the alert.
14 (0x0E)	Peak to peak minimum	Bit (192)	4 Byte	rw	-1.0	-1.0...16.0 = Peak to peak range	[g mm/s] a-/v-Peak to peak value below which an alert is triggered. A negative value disables the alert.
15 (0x0F)	Shape fct. maximum	Bit (160)	4 Byte	rw	-1.0	-1.0...100.0 = Shape factor range	a-/v-Shape factor value above which an alert is triggered. A negative value disables the alert.
16 (0x10)	Shape fct. minimum	Bit (128)	4 Byte	rw	-1.0	-1.0...100.0 = Shape factor range	a-/v-Shape factor value below which an alert is triggered. A negative value disables the alert.
17 (0x11)	Crest fct. maximum	Bit (96)	4 Byte	rw	-1.0	-1.0...1000.0 = Crest factor range	a-/v-Crest factor value above which an alert is triggered. A negative value disables the alert.
18 (0x12)	Crest fct. minimum	Bit (64)	4 Byte	rw	-1.0	-1.0...1000.0 = Crest factor range	a-/v-Crest factor value below which an alert is triggered. A negative value disables the alert.
19 (0x13)	Imp. fct. maximum	Bit (32)	4 Byte	rw	-1.0	-1.0...1000.0 = Impulse factor range	a-/v-Impulse factor value above which an alert is triggered. A negative value disables the alert.
20 (0x14)	Imp. fct. minimum	Bit (0)	4 Byte	rw	-1.0	-1.0...1000.0 = Impulse factor range	a-/v-Impulse factor value below which an alert is triggered. A negative value disables the alert.
4533 (0x11B5)	TD - Alert flags	Record	4 Byte	ro	Time domain parameters - Alert flags from time domain parameters		
1 (0x01)	a-RMS pre-maximum	Bit (19)	1 Bit	ro	true = Alert occurred false = Alert did not occur	a-RMS above pre-maximum alert limit	
2 (0x02)	a-RMS maximum	Bit (18)	1 Bit	ro	true = Alert occurred false = Alert did not occur	a-RMS above maximum alert limit	
3 (0x03)	a-RMS minimum	Bit (17)	1 Bit	ro	true = Alert occurred false = Alert did not occur	a-RMS below minimum alert limit	
4 (0x04)	v-RMS pre-maximum	Bit (16)	1 Bit	ro	true = Alert occurred false = Alert did not occur	v-RMS above pre-maximum alert limit	
5 (0x05)	v-RMS maximum	Bit (15)	1 Bit	ro	true = Alert occurred false = Alert did not occur	v-RMS above maximum alert limit	
6 (0x06)	v-RMS minimum	Bit (14)	1 Bit	ro	true = Alert occurred false = Alert did not occur	v-RMS below minimum alert limit	
7 (0x07)	Variance maximum	Bit (13)	1 Bit	ro	true = Alert occurred false = Alert did not occur	a-/v-Variance above maximum alert limit	
8 (0x08)	Variance minimum	Bit (12)	1 Bit	ro	true = Alert occurred false = Alert did not occur	a-/v-Variance below minimum alert limit	
9 (0x09)	Skewness maximum	Bit (11)	1 Bit	ro	true = Alert occurred false = Alert did not occur	a-/v-Skewness above maximum alert limit	
10 (0x0A)	Skewness minimum	Bit (10)	1 Bit	ro	true = Alert occurred false = Alert did not occur	a-/v-Skewness below minimum alert limit	
11 (0x0B)	Kurtosis maximum	Bit (9)	1 Bit	ro	true = Alert occurred false = Alert did not occur	a-/v-Kurtosis above maximum alert limit	
12 (0x0C)	Kurtosis minimum	Bit (8)	1 Bit	ro	true = Alert occurred false = Alert did not occur	a-/v-Kurtosis below minimum alert limit	
13 (0x0D)	Peak to peak maximum	Bit (7)	1 Bit	ro	true = Alert occurred false = Alert did not occur	a-/v-Peak to peak above maximum alert limit	

¹ ro = read only, wo = write only, rw = read/write
² COM values specify the bitrate (see IO-Link specification): COM1 (4,8 kbit/s), COM2 (38,4 kbit/s), COM3 (230,4 kbit/s)

SICK

8025739 0923

MPB10

1034141784
9364205 1KVX

<p>Australia Phone +61 3 9457 0800</p> <p>Belgium/Luxembourg Phone +32 (0)2 468 55 66</p> <p>Brazil Phone +55 11 3215-4900</p> <p>Canada Phone +1 905 771 14 44</p> <p>China Phone +86 4000 121 000 +852 2553 6300</p> <p>Danmark Phone +45 45 82 64 00</p> <p>Deutschland Phone +49 211 5301 301</p> <p>España Phone +34 93 480 31 00</p> <p>France Phone +33 1 64 62 39 00</p> <p>Great Britain Phone +44 (0)1727 831521</p> <p>India Phone +91-22-4033 8333</p> <p>Israel Phone +972-4-6801000</p> <p>Italy Phone +39 02 27 43 41</p> <p>Japan Phone +81 (03) 5309 2112</p> <p>Magnetsverige Phone +36 1 371 2680</p> <p>Nedeland Phone +31 (030) 229 25 44</p> <p>SICK AG, Erwin-Sick-Strasse 1, D-79183 Waldkirch</p>	<p>Osterreich Phone +43 (0)32 36 62 28 8-0</p> <p>Norge Phone +47 67 61 50 00</p> <p>Polina Phone +49 22 837 40 50</p> <p>România Phone +40 356 171 120</p> <p>Russia Phone +7 495 775 09 30</p> <p>Schweden Phone +46 8 619 29 39</p> <p>Singapore Phone +65 6744 3732</p> <p>South Africa Phone +27 11 472 3733</p> <p>South Korea Phone +82 2 786 6321/4</p> <p>Spain Phone +358 9 25 15 800</p> <p>Sverige Phone +46 10 110 10 00</p> <p>Taiwan Phone +886 2 2375 6288</p> <p>Türkiye Phone +90 (216) 538 50 00</p> <p>United Arab Emirates Phone +971 04 5565 878</p> <p>USA/Mexico Phone +1 950 941 6780</p>
--	---

Please find detailed addresses and additional representatives and agencies in all major industrial nations at www.sick.com

More representatives and agencies at www.sick.com - Subject to change without notice - The specified product features and technical data do not represent any guarantee.

Weitere Niederlassungen finden Sie unter www.sick.com - Irrtümer und Änderungen vorbehalten - Angegebene Produkteigenschaften und technische Daten stellen keine Garantieerklärung dar.

Plus de représentations et d'agences à l'adresse www.sick.com - Sujet à modification sans préavis - Les caractéristiques de produit et techniques indiquées ne constituent pas de déclaration de garantie.

Para mais representantes e agências, consulte www.sick.com - Alterações poderão ser feitas sem prévio aviso - As características do produto e os dados técnicos apresentados não constituem declaração de garantia.

Flere repræsentanter og agenturer på www.sick.com - Med forbehold for ændringer og fejl - De angivne produkttegnelser og tekniske data udgør ikke nogen garantierklæring.

Altri rappresentanti ed agenzie si trovano su www.sick.com - Contenuti soggetti a modifiche senza preavviso - Le caratteristiche del prodotto e i dati tecnici non rappresentano una dichiarazione di garanzia.

Meer vestigingen en correcties voorbehouden - Aangegeven producteigenschaften en technische gegevens vormen geen garantieverklaring.

Más representantes y agencias en www.sick.com - Sujeto a cambio sin previo aviso - Las características y los datos técnicos especificados no constituyen ninguna declaración de garantía.

欲了解更多代表机构和代理商信息，请登录 www.sick.com - 如有更改，不另行通知 - 对所给出的产品特性和技术参数 的正确性不予保证。



Please note the validity of the additional operating instructions for automation functions

ENGLISH

SICK device specific							
Index dec (hex)	Name	Format (Offset)	Length	Access ¹	Default Value	Value / Range	Remark [Unit]
14 (0x0E)	Peak to peak minimum	Bit (6)	1 Bit	ro	true = Alert occurred false = Alert did not occur	a-/V-Peak to peak below minimum alert limit	
15 (0x0F)	Shape fct. maximum	Bit (5)	1 Bit	ro	true = Alert occurred false = Alert did not occur	a-/V-Shape factor above maximum alert limit	
16 (0x10)	Shape fct. minimum	Bit (4)	1 Bit	ro	true = Alert occurred false = Alert did not occur	a-/V-Shape factor below minimum alert limit	
17 (0x11)	Crest fct. maximum	Bit (3)	1 Bit	ro	true = Alert occurred false = Alert did not occur	a-/V-Crest factor above maximum alert limit	
18 (0x12)	Crest fct. minimum	Bit (2)	1 Bit	ro	true = Alert occurred false = Alert did not occur	a-/V-Crest factor below minimum alert limit	
19 (0x13)	Imp. fct. maximum	Bit (1)	1 Bit	ro	true = Alert occurred false = Alert did not occur	a-/V-Impulse factor above maximum alert limit	
20 (0x14)	Imp. fct. minimum	Bit (0)	1 Bit	ro	true = Alert occurred false = Alert did not occur	a-/V-Impulse factor below minimum alert limit	
4534 (0x11B6)	TD - Severity zone (current)	UInt	8 Bit	ro	1 = Severity zone A 2 = Severity zone B 3 = Severity zone C 4 = Severity zone D	Time domain parameters - Current severity zone. The severity zone is given based on the current v-RMS.	
4535 (0x11B7)	TD - Severity zone machine group	UInt	8 Bit	wo	2	0 = Group 1: Rigid 1 = Group 1: Elastic 2 = Group 2: Rigid 3 = Group 2: Elastic	Time domain parameters - Preselect severity zone boundaries in ISDU 4524 based on DIN ISO 10816
4536 (0x11B8)	TD - Severity zone boundaries	Record	12 Byte	rw	[mm/s] Time domain parameters	Severity zone boundaries A/B, B/C and C/D based on v-RMS	
1 (0x01)	Severity zone boundary A/B	Bit (64)	4 Byte	rw	1.4	0.0...20.0 = Severity zone boundary A/B	Severity zone boundary A/B
2 (0x02)	Severity zone boundary B/C	Bit (32)	4 Byte	rw	2.8	0.0...20.0 = Severity zone boundary B/C	Severity zone boundary B/C
3 (0x03)	Severity zone boundary C/D	Bit (0)	4 Byte	rw	4.5	0.0...20.0 = Severity zone boundary C/D	Severity zone boundary C/D
4538 (0x11BA)	TD - Teach - Control	UInt	8 Bit	wo	0 = Do nothing 1 = Automatically determine alert limits for the RMS parameters in ISDU 4532, Subindex 1-6 2 = Automatically determine alert limits for the non-RMS parameters in ISDU 4532, Subindex 7-20 3 = Automatically determine alert limits for the all parameters in ISDU 4532, Subindex 1-20	Time domain parameters - Control for the automatic teach of the time domain parameter alert limits in ISDU 4532	
4539 (0x11BB)	TD - Teach - Progress	UInt	8 Bit	ro	[%]	Time domain parameters - Current progress of the automatic teach of the time domain parameter alert limits	
4549 (0x11C5)	FD - Dom. peak (current)	Record	8 Byte	ro	Frequency domain - Amplitude and frequency of dominant peak, i.e. peak with highest amplitude (current)		
1 (0x01)	Frequency	Bit (32)	4 Byte	ro	[Hz]	Frequency of peak	
2 (0x02)	Amplitude	Bit (0)	4 Byte	ro	[g mm/s]	Amplitude of peak	
4550 (0x11C6)	FD - Dom. peak (maximum since reset)	Record	8 Byte	ro	Frequency domain - Amplitude and frequency of dominant peak (maximum since reset)		
1 (0x01)	Frequency	Bit (32)	4 Byte	ro	[Hz]	Frequency of peak	
2 (0x02)	Amplitude	Bit (0)	4 Byte	ro	[g mm/s]	Amplitude of peak	
4551 (0x11C7)	FD - Dom. peak (minimum since reset)	Record	8 Byte	ro	Frequency domain - Amplitude and frequency of dominant peak (minimum since reset)		
1 (0x01)	Frequency	Bit (32)	4 Byte	ro	[Hz]	Frequency of peak	
2 (0x02)	Amplitude	Bit (0)	4 Byte	ro	[g mm/s]	Amplitude of peak	
4552 (0x11C8)	FD - Fund. peak (current)	Record	8 Byte	ro	Frequency domain - Amplitude and frequency of fundamental peak, i.e., peak with lowest frequency (current)		
1 (0x01)	Frequency	Bit (32)	4 Byte	ro	[Hz]	Frequency of peak	
2 (0x02)	Amplitude	Bit (0)	4 Byte	ro	[g mm/s]	Amplitude of peak	
4553 (0x11C9)	FD - Fund. peak (maximum since reset)	Record	8 Byte	ro	Frequency domain - Amplitude and frequency of fundamental peak, i.e., peak with lowest frequency (maximum since reset)		
1 (0x01)	Frequency	Bit (32)	4 Byte	ro	[Hz]	Frequency of peak	
2 (0x02)	Amplitude	Bit (0)	4 Byte	ro	[g mm/s]	Amplitude of peak	
4554 (0x11CA)	FD - Fund. peak (minimum since reset)	Record	8 Byte	ro	Frequency domain - Amplitude and frequency of fundamental peak, i.e., peak with lowest frequency (minimum since reset)		
1 (0x01)	Frequency	Bit (32)	4 Byte	ro	[Hz]	Frequency of peak	
2 (0x02)	Amplitude	Bit (0)	4 Byte	ro	[g mm/s]	Amplitude of peak	
4555 (0x11CB)	FD - Peaks (current)	Record	128 Byte	ro	Frequency domain - Amplitude and frequency of the 16 most prominent peaks in current spectrum		
1 (0x01)	Frequency peak 1	Bit (992)	4 Byte	ro	[Hz]	Frequency of peak nr. 1	
2 (0x02)	Amplitude peak 1	Bit (960)	4 Byte	ro	[g mm/s]	Amplitude of peak nr. 1	
3 (0x03)	Frequency peak 2	Bit (928)	4 Byte	ro	[Hz]	Frequency of peak nr. 2	
4 (0x04)	Amplitude peak 2	Bit (896)	4 Byte	ro	[g mm/s]	Amplitude of peak nr. 2	
5 (0x05)	Frequency peak 3	Bit (864)	4 Byte	ro	[Hz]	Frequency of peak nr. 3	
6 (0x06)	Amplitude peak 3	Bit (832)	4 Byte	ro	[g mm/s]	Amplitude of peak nr. 3	
7 (0x07)	Frequency peak 4	Bit (800)	4 Byte	ro	[Hz]	Frequency of peak nr. 4	
8 (0x08)	Amplitude peak 4	Bit (768)	4 Byte	ro	[g mm/s]	Amplitude of peak nr. 4	
9 (0x09)	Frequency peak 5	Bit (736)	4 Byte	ro	[Hz]	Frequency of peak nr. 5	
10 (0x0A)	Amplitude peak 5	Bit (704)	4 Byte	ro	[g mm/s]	Amplitude of peak nr. 5	
11 (0x0B)	Frequency peak 6	Bit (672)	4 Byte	ro	[Hz]	Frequency of peak nr. 6	

¹ ro = read only, wo = write only, rw = read/write
² COM values specify the bitrate (see IO-Link specification): COM1 (4,8 kbit/s), COM2 (38,4 kbit/s), COM3 (230,4 kbit/s)

SICK

8025739 0923

MPB10

1034141784
9364205 1KVX

Australia Phone +61 3 9457 0800
Belgium/Luxembourg Phone +32 (0)2 468 55 66
Brazil Phone +55 11 3215-4900
Canada Phone +1 905 771 14 44
Czech Republic Phone +420 2 57 91 18 50
China Phone +86 4000 121 000
+852 2553 6300
Denmark Phone +45 45 82 64 00
Deutschland Phone +49 211 5301 301
España Phone +34 93 480 31 00
France Phone +33 1 64 62 39 00
Great Britain Phone +44 (0)1727 83121
India Phone +91-22-4033 8333
Israel Phone +972-4-6801000
Italia Phone +39 02 27 43 41
Japan Phone +81 (03) 5309 2112
Magyarország Phone +36 1 371 2680
Niederland Phone +31 (0)30 229 25 44
SICK AG, Erwin-Sick-Strasse 1, D 79183 Waldkirch

Osterreich Phone +43 (0)32 36 62 28 8-0
Norge Phone +47 67 61 50 00
Polska Phone +48 22 837 40 50
România Phone +40 356 171 120
Russia Phone +7 495 775 05 30
Schweiz Phone +41 41 619 29 39
Singapore Phone +65 6744 3732
Sverige Phone +386 (0)147 69 990
South Africa Phone +27 11 472 3733
Sri Lanka Phone +92 2 786 6321/4
Suomi Phone +358 9 25 15 800
Sverige Phone +46 10 110 10 00
Taiwan Phone +886 2 2375 6288
Türkiye Phone +90 (216) 538 50 00
United Arab Emirates Phone +971 (0)4 5865 878
USA/Mexico Phone +1 950 941 6780

Please find detailed addresses and additional representatives and agencies in all major industrial nations at www.sick.com

More representatives and agencies at www.sick.com - Subject to change without notice - The specified product features and technical data do not represent any guarantee.

Weitere Niederlassungen finden Sie unter www.sick.com - Irrtümer und Änderungen vorbehalten - Angegebene Produkteigenschaften und technische Daten stellen keine Garantieerklärung dar.

Plus de représentations et d'agences à l'adresse www.sick.com - Sujet à modification sans préavis - Les caractéristiques de produit et techniques indiquées ne constituent pas de déclaration de garantie.

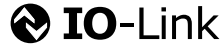
Para mais representantes e agências, consulte www.sick.com - Alterações poderão ser feitas sem prévio aviso - As características do produto e os dados técnicos apresentados não constituem declaração de garantia. Here representantter og agenturer på www.sick.com - Med forbehold for ændringer og fejl - De angivne produkttegnelser og tekniske data udgør ikke nogen garantierklæring.

Altri rappresentanti ed agenzie si trovano su www.sick.com - Contenuti soggetti a modifiche senza preavviso - Le caratteristiche del prodotto e i dati tecnici non rappresentano una dichiarazione di garanzia.

Meer vestigingen en correcties voorbehouden - Aangegeven producteigenschaften en technische gegevens vormen geen garantieverklaring.

Más representantes y agencias en www.sick.com - Sujeto a cambio sin previo aviso - Las características y los datos técnicos especificados no constituyen ninguna declaración de garantía.

欲了解更多代表机构和代理商信息，请登录 www.sick.com。如有更改，不另行通知。对所给出的产品特性和技术参数的正确性不予保证。



Please note the validity of the additional operating instructions for automation functions

ENGLISH

SICK device specific									
Index dec (hex)	Name	Format (Offset)	Length	Access ¹	Default Value	Value / Range	Remark [Unit]		
12 (0x0C)	Amplitude peak 6	Bit (640)	4 Byte	ro	[g mm/s] Amplitude of peak nr. 6				
13 (0x0D)	Frequency peak 7	Bit (608)	4 Byte	ro	[Hz] Frequency of peak nr. 7				
14 (0x0E)	Amplitude peak 7	Bit (576)	4 Byte	ro	[g mm/s] Amplitude of peak nr. 7				
15 (0x0F)	Frequency peak 8	Bit (544)	4 Byte	ro	[Hz] Frequency of peak nr. 8				
16 (0x10)	Amplitude peak 8	Bit (512)	4 Byte	ro	[g mm/s] Amplitude of peak nr. 8				
17 (0x11)	Frequency peak 9	Bit (480)	4 Byte	ro	[Hz] Frequency of peak nr. 9				
18 (0x12)	Amplitude peak 9	Bit (448)	4 Byte	ro	[g mm/s] Amplitude of peak nr. 9				
19 (0x13)	Frequency peak 10	Bit (416)	4 Byte	ro	[Hz] Frequency of peak nr. 10				
20 (0x14)	Amplitude peak 10	Bit (384)	4 Byte	ro	[g mm/s] Amplitude of peak nr. 10				
21 (0x15)	Frequency peak 11	Bit (352)	4 Byte	ro	[Hz] Frequency of peak nr. 11				
22 (0x16)	Amplitude peak 11	Bit (320)	4 Byte	ro	[g mm/s] Amplitude of peak nr. 11				
23 (0x17)	Frequency peak 12	Bit (288)	4 Byte	ro	[Hz] Frequency of peak nr. 12				
24 (0x18)	Amplitude peak 12	Bit (256)	4 Byte	ro	[g mm/s] Amplitude of peak nr. 12				
25 (0x19)	Frequency peak 13	Bit (224)	4 Byte	ro	[Hz] Frequency of peak nr. 13				
26 (0x1A)	Amplitude peak 13	Bit (192)	4 Byte	ro	[g mm/s] Amplitude of peak nr. 13				
27 (0x1B)	Frequency peak 14	Bit (160)	4 Byte	ro	[Hz] Frequency of peak nr. 14				
28 (0x1C)	Amplitude peak 14	Bit (128)	4 Byte	ro	[g mm/s] Amplitude of peak nr. 14				
29 (0x1D)	Frequency peak 15	Bit (96)	4 Byte	ro	[Hz] Frequency of peak nr. 15				
30 (0x1E)	Amplitude peak 15	Bit (64)	4 Byte	ro	[g mm/s] Amplitude of peak nr. 15				
31 (0x1F)	Frequency peak 16	Bit (32)	4 Byte	ro	[Hz] Frequency of peak nr. 16				
32 (0x20)	Amplitude peak 16	Bit (0)	4 Byte	ro	[g mm/s] Amplitude of peak nr. 16				
4556 (0x11CC)	FD - Peak set (maximum since reset)	Array	64 Byte	ro	Float [16]	[g mm/s] Frequency domain - Maximum peaks since reset recorded in defined frequency ranges (compare ISDU 4566-4569)			
4557 (0x11CD)	FD - Peak set (minimum since reset)	Array	64 Byte	ro	Float [16]	[g mm/s] Frequency domain - Minimum peaks since reset recorded in defined frequency ranges (compare ISDU 4566-4569)			
4558 (0x11CE)	FD - Peak set no-peak ranges (maximum since reset)	Array	68 Byte	ro	Float [17]	[g mm/s] Frequency domain - Maximum amplitude since reset recorded in-between defined frequency ranges (compare ISDU 4566-4569)			
4564 (0x11D4)	FD - Reset maximum / minimum since reset	UInt	8 Bit	wo	0 = Do nothing 1 = Reset minimum and maximum values of spectrum peaks	Frequency domain - Resets the maximum values of the spectrum peaks (dominant, fundamental and monitored peaks)			
4565 (0x11D5)	FD - Alert limits dom. and fund. peak	Record	32 Byte	rw	Frequency domain - Alert limits for dominant and fundamental peak. Refer to manual for setting the frequency domain alert settings				
1 (0x01)	Dominant peak frequency	Bit (224)	4 Byte	rw	-1.0	-1.0...3200.0 = Frequency range	[Hz] Center of dominant peak frequency range value above/below which an alert is triggered. A negative value disables the alert.		
2 (0x02)	Dominant peak frequency tolerance	Bit (192)	4 Byte	rw	0.0	0.0...3200.0 = Frequency range	[Hz] Tolerance of dominant peak frequency range value above/below which an alert is triggered		
3 (0x03)	Dominant peak amplitude maximum	Bit (160)	4 Byte	rw	-1.0	-1.0...1500.0 = Amplitude range	[g mm/s] Dominant peak amplitude value above which an alert is triggered. A negative value disables the alert.		
4 (0x04)	Dominant peak amplitude minimum	Bit (128)	4 Byte	rw	-1.0	-1.0...1500.0 = Amplitude range	[g mm/s] Dominant peak amplitude value below which an alert is triggered. A negative value disables the alert.		
5 (0x05)	Fundamental peak frequency	Bit (96)	4 Byte	rw	-1.0	-1.0...3200.0 = Frequency range	[Hz] Center of fundamental peak frequency range value above/below which an alert is triggered. A negative value disables the alert.		
6 (0x06)	Fundamental peak frequency tolerance	Bit (64)	4 Byte	rw	0.0	0.0...3200.0 = Frequency range	[Hz] Tolerance of fundamental peak frequency range value above/below which an alert is triggered		
7 (0x07)	Fundamental peak amplitude maximum	Bit (32)	4 Byte	rw	-1.0	-1.0...1500.0 = Amplitude range	[g mm/s] Fundamental peak amplitude value above which an alert is triggered. A negative value disables the alert.		
8 (0x08)	Fundamental peak amplitude minimum	Bit (0)	4 Byte	rw	-1.0	-1.0...1500.0 = Amplitude range	[g mm/s] Fundamental peak amplitude value below which an alert is triggered. A negative value disables the alert.		
4566 (0x11D6)	FD - Alert limits center frequencies	Array	64 Byte	rw	-1.0	Float [16]	[Hz] Frequency domain - Center frequencies of frequency ranges where peaks are monitored		
4567 (0x11D7)	FD - Alert limits tolerances of peak ranges	Array	64 Byte	rw	0.0	Float [16]	[Hz] Frequency domain - Frequency tolerances of frequency ranges where peaks are monitored		
4568 (0x11D8)	FD - Alert limits before peak blind range	Array	64 Byte	rw	0.0	Float [16]	[Hz] Frequency domain - Frequency ranges before monitored frequency ranges to be ignored (i.e., no change within this frequency range can issue an alert)		
4569 (0x11D9)	FD - Alert limits after peak blind range	Array	64 Byte	rw	0.0	Float [16]	[Hz] Frequency domain - Frequency ranges after monitored frequency ranges to be ignored (i.e., no change within this frequency range can issue an alert)		

¹ ro = read only, wo = write only, rw = read/write

² COM values specify the bitrate (see IO-Link specification): COM1 (4,8 kbit/s), COM2 (38,4 kbit/s), COM3 (230,4 kbit/s)

SICK

8025739 0923

MPB10

1034141784
9364205 1KVX

<p>Australia Phone +61 3 9457 0800</p> <p>Belgium/Luxembourg Phone +32 (0)2 468 55 66</p> <p>Brazil Phone +55 11 5215-4900</p> <p>Canada Phone +1 905 771 14 44</p> <p>China Phone +86 400 121 000 +852 2553 6300</p> <p>Denmark Phone +45 45 82 64 00</p> <p>Deutschland Phone +49 211 5301 301</p> <p>España Phone +34 93 480 31 00</p> <p>France Phone +33 1 64 62 30 00</p> <p>Great Britain Phone +44 (0)1727 831521</p> <p>India Phone +91 22 4033 8333</p> <p>Israel Phone +972 4 6801000</p> <p>Italy Phone +39 02 27 43 41</p> <p>Japan Phone +81 (03) 5309 2112</p> <p>Magnetsverige Phone +36 1 371 2680</p> <p>Niederland Phone +31 (0)30 229 25 44</p> <p>SICK AG, Erwin-Sick-Strasse 1, D 79183 Waldkirch</p>	<p>Osterreich Phone +43 (0)32 36 62 28 8-0</p> <p>Norge Phone +47 67 61 50 00</p> <p>Polska Phone +48 22 837 40 50</p> <p>România Phone +40 356 171 150</p> <p>Russia Phone +7 495 775 09 30</p> <p>Singapore Phone +65 6744 3732</p> <p>Sveits Phone +41 41 619 29 39</p> <p>South Korea Phone +82 2 786 6321/4</p> <p>Suomi Phone +358 9 25 15 800</p> <p>Sverige Phone +46 10 110 10 00</p> <p>Taiwan Phone +886 2 2375 6288</p> <p>Türkiye Phone +90 (216) 538 50 00</p> <p>United Arab Emirates Phone +971 (0)4 5865 878</p> <p>USA/Mexico Phone +1 952 941 6780</p>
---	---

Please find detailed addresses and additional representatives and agencies in all major industrial nations at www.sick.com

More representatives and agencies at www.sick.com - Subject to change without notice - The specified product features and technical data do not represent any guarantee.

Weitere Niederlassungen finden Sie unter www.sick.com - Irrtümer und Änderungen vorbehalten - Angegebene Produkteigenschaften und technische Daten stellen keine Garantieerklärung dar.

Plus de représentations et d'agences à l'adresse www.sick.com - Sujet à modification sans préavis - Les caractéristiques de produit et techniques indiquées ne constituent pas de déclaration de garantie.

Para mais representantes e agências, consulte www.sick.com - Alterações poderão ser feitas sem prévio aviso - As características do produto e os dados técnicos apresentados não constituem declaração de garantia.

Fiere representanter og agenturer på www.sick.com - Med forbehold for ændringer og fejl - De angivne produktdata og tekniske data udgør ikke nogen garanti erklæring.

Altri rappresentanti ed agenzie si trovano su www.sick.com - Contenuti soggetti a modifiche senza preavviso - Le caratteristiche del prodotto e i dati tecnici non rappresentano una dichiarazione di garanzia.

Meer vestigingen en correcties voorbehouden - Aangegeven producteigenschaften en technische gegevens vormen geen garantieverklaring.

Más representantes y agencias en www.sick.com - Sujeto a cambio sin previo aviso - Las características y los datos técnicos especificados no constituyen ninguna declaración de garantía.

欲了解更多代表机构和代理商信息，请登录 www.sick.com - 如有更改，另行通知 - 对所给出的产品特性和技术参数，其正确性不予保证。



Please note the validity of the additional operating instructions for automation functions

ENGLISH

SICK device specific							
Index dec (hex)	Name	Format (Offset)	Length	Access ¹	Default Value	Value / Range	Remark [Unit]
4570 (0x11DA)	FD - Alert limits maximum peak amplitude	Array	64 Byte	rw	-1.0	Float [16]	[g mm/s] Frequency domain - Maximum amplitude of peak in monitored frequency ranges above which an alert is triggered
4571 (0x11DB)	FD - Alert limits minimum peak amplitude	Array	64 Byte	rw	-1.0	Float [16]	[g mm/s] Frequency domain - Minimum amplitude of peak in monitored frequency ranges below which an alert is triggered
4572 (0x11DC)	FD - Alert limits no-peak ranges maximum amplitude	Array	68 Byte	rw	-1.0	Float [17]	[g mm/s] Frequency domain - Maximum amplitude in-between frequency ranges defined for monitoring above which an alert is triggered
4573 (0x11DD)	FD - Alert limits reset peak set settings	UInt	8 Bit	wo	0 = Do nothing 1 = Reset the frequency and amplitude limits in indices 4566-4572	Frequency domain - Resets the frequency and amplitude limits in indices 4566-4572	
4574 (0x11DE)	FD - Alert flags main	Record	4 Byte	ro	Frequency domain - Alert flags	from spectrum peaks	
1 (0x01)	Dominant peak frequency maximum	Bit (10)	1 Bit	ro	true = Alert occurred false = Alert did not occur	Dominant peak frequency above maximum alert limit	
2 (0x02)	Dominant peak frequency minimum	Bit (9)	1 Bit	ro	true = Alert occurred false = Alert did not occur	Dominant peak frequency below minimum alert limit	
3 (0x03)	Dominant peak amplitude maximum	Bit (8)	1 Bit	ro	true = Alert occurred false = Alert did not occur	Dominant peak amplitude above maximum alert limit	
4 (0x04)	Dominant peak amplitude minimum	Bit (7)	1 Bit	ro	true = Alert occurred false = Alert did not occur	Dominant peak amplitude below minimum alert limit	
5 (0x05)	Fundamental peak frequency maximum	Bit (6)	1 Bit	ro	true = Alert occurred false = Alert did not occur	Fundamental peak frequency above maximum alert limit	
6 (0x06)	Fundamental peak frequency minimum	Bit (5)	1 Bit	ro	true = Alert occurred false = Alert did not occur	Fundamental peak frequency below minimum alert limit	
7 (0x07)	Fundamental peak amplitude maximum	Bit (4)	1 Bit	ro	true = Alert occurred false = Alert did not occur	Fundamental peak amplitude above maximum alert limit	
8 (0x08)	Fundamental peak amplitude minimum	Bit (3)	1 Bit	ro	true = Alert occurred false = Alert did not occur	Fundamental peak amplitude below minimum alert limit	
9 (0x09)	Monitored peak set maximum	Bit (2)	1 Bit	ro	true = Alert occurred false = Alert did not occur	At least one of the maximum alert limits in the monitored peak set is exceeded (details in index 4575)	
10 (0x0A)	Monitored peak set minimum	Bit (1)	1 Bit	ro	true = Alert occurred false = Alert did not occur	At least one of the minimum alert limits in the monitored peak set is underrun (details in index 4576)	
11 (0x0B)	Monitored peak set no-peak ranges maximum	Bit (0)	1 Bit	ro	true = Alert occurred false = Alert did not occur	At least one of the maximum alert limits in the monitored peak set no-peak ranges is exceeded (details in index 4577)	
4575 (0x11DF)	FD - Alert flags maximum amplitude peak set	Record	4 Byte	ro	Frequency domain - Alert flags	from maximum alert limits in monitored peak set defined in ISDU 4566-4572	
1 (0x01)	Monitored peak nr. 1 maximum	Bit (15)	1 Bit	ro	true = Alert occurred false = Alert did not occur	Monitored peak nr. 1 above maximum alert limit; peaks nr. 2 to 16 analogous in subindex 2 to 16	
4576 (0x11E0)	FD - Alert flags minimum amplitude peak set	Record	4 Byte	ro	Frequency domain - Alert flags	from minimum alert limits in monitored peak set defined in ISDU 4566-4572	
1 (0x01)	Monitored peak nr. 1 minimum	Bit (15)	1 Bit	ro	true = Alert occurred false = Alert did not occur	Monitored peak nr. 1 below minimum alert limit; peaks nr. 2 to 16 analogous in subindex 2 to 16	
4577 (0x11E1)	FD - Alert flags no-peak ranges maximum amplitude	Record	4 Byte	ro	Frequency domain - Alert flags	from no-peak ranges maximum alert limits in monitored peak set defined in ISDU 4566-4572	
1 (0x01)	Monitored no-peak range nr. 1 maximum	Bit (16)	1 Bit	ro	true = Alert occurred false = Alert did not occur	Monitored no-peak range nr. 1 maximum alert limit exceeded; no-peak ranges nr. 2 to 17 analogous in subindex 2 to 17	
4580 (0x11E4)	FD - Teach - Settings	Record	9 Byte	rw	Frequency domain - Settings for the automatic teach of the spectrum alert limits in ISDU 4566-4572		
1 (0x01)	Frequency tolerance	Bit (40)	4 Byte	rw	3.2	1.0...3200.0 = Possible frequency tolerances [Hz]	[Hz] Minimum frequency tolerance used in automatic teach
2 (0x02)	Amplitude tolerance factor	Bit (8)	4 Byte	rw	1.5	1.1...100.0 = Possible amplitude tolerance factors	Minimum amplitude tolerance used in automatic teach, amplitude is multiplied by/divided by given factor
3 (0x03)	Number of teach rounds	Bit (0)	8 Bit	rw	5	1...32 = Possible number of teach rounds	Number of datasets considered for teach
4581 (0x11E5)	FD - Teach - Control	UInt	8 Bit	wo	0 = Do nothing 1 = Teach dominant peak 2 = Teach fundamental peak 3 = Teach of peak set: Start teach of peak set 4 = Teach of peak set: Abort teach of peak set	Frequency domain - Control for the automatic teach of the spectrum alert limits	
4582 (0x11E6)	FD - Teach - Progress	UInt	8 Bit	ro	[%] Frequency domain - Current progress of the automatic teach of the spectrum alert limits		
4585 (0x11E9)	Snapshot mode	UInt	8 Bit	rw	0	0 = Normal mode 1 = Raw acceleration data snapshot mode 2 = Spectrum snapshot mode	Snapshot mode for data readout. Refer to manual for procedure to read out raw data
4586 (0x11EA)	Snapshot information	Record	12 Byte	ro	Information on snapshot		
1 (0x01)	Snapshot available	Bit (88)	8 Bit	ro	0 = No snapshot available 1 = Raw acceleration data snapshot available 2 = Spectrum snapshot available	Flag indicating that a raw acceleration data respectively spectrum snapshot is available	
2 (0x02)	Snapshot length	Bit (72)	16 Bit	ro	Number of points in snapshot		
3 (0x03)	Snapshot number of segments	Bit (64)	8 Bit	ro	Number of segments in which the data can be read from ISDU 4588/4590		
4 (0x04)	Snapshot time increment	Bit (32)	4 Byte	ro	[ms] Time increment between points in raw acceleration data snapshot		
5 (0x05)	Snapshot frequency increment	Bit (0)	4 Byte	ro	Frequency increment between points in spectrum data snapshot		
4587 (0x11EB)	TD - Snapshot control for dataset readout	Record	2 Byte	rw	Time domain - Raw acceleration data readout - Number of segment block and axis mapped into time domain snapshot data (ISDU 4588)		
1 (0x01)	Segment	Bit (8)	8 Bit	rw	0	Number of data segment mapped into dataset ISDU	
2 (0x02)	Axis	Bit (0)	8 Bit	rw	1	1 = X-axis 2 = Y-axis 3 = Z-axis	Axis for which data is mapped into dataset ISDU
4588 (0x11EC)	TD - Snapshot data	Array	224 Byte	ro	Integer16 [112]	Time domain - Raw acceleration data readout - Acceleration snapshot data array. Note: Acceleration snapshot data is only available if the snapshot available flag in ISDU 4586, subindex 1 has value 1.	
4589 (0x11ED)	FD - Snapshot control for dataset readout	Record	1 Byte	rw	Frequency domain - Spectrum readout - Number of data segment mapped into spectrum snapshot data (ISDU 4590)		

¹ ro = read only, wo = write only, rw = read/write
² COM values specify the bitrate (see IO-Link specification): COM1 (4,8 kbit/s), COM2 (38,4 kbit/s), COM3 (230,4 kbit/s)

SICK

8025739 0923

MPB10
1034141784
9364205 1KVX

<p>Australia Phone +61 3 9457 0800</p> <p>Belgium/Luxembourg Phone +32 (0)2 468 35 66</p> <p>Brasil Phone +55 11 5025-4900</p> <p>Canada Phone +1 905 771 14 44</p> <p>China Phone +86 4000 121 000 +852 2353 6300</p> <p>Danmark Phone +45 45 82 64 00</p> <p>Deutschland Phone +49 211 5301 301</p> <p>España Phone +34 93 480 31 00</p> <p>France Phone +33 1 64 62 39 00</p> <p>Great Britain Phone +44 (0)1727 83121</p> <p>India Phone +91-22-4033 8333</p> <p>Israel Phone +972-4-6801000</p> <p>Italia Phone +39 02 27 43 41 41</p> <p>Japan Phone +81 (03) 5309 2112</p> <p>Magyarország Phone +36 1 371 2680</p> <p>Niederland Phone +31 (0)30 229 25 44</p> <p>SICK AG, Erwin-Sick-Strasse 1, D.79183 Waldkirch</p>	<p>Osterreich Phone +43 (0)22 36 62 28 8-0</p> <p>Norge Phone +47 07 61 50 00</p> <p>Polska Phone +49 22 837 40 50</p> <p>România Phone +40 356 171 120</p> <p>Russia Phone +7 495 775 09 30</p> <p>Schweden Phone +41 41 619 29 39</p> <p>Singapore Phone +65 6744 3732</p> <p>South Africa Phone +27 11 472 3733</p> <p>South Korea Phone +82 2 786 6321/4</p> <p>Spain Phone +358 9 25 15 800</p> <p>Sverige Phone +46 10 110 10 00</p> <p>Taiwan Phone +886 2 2375-6288</p> <p>Türkiye Phone +90 (216) 528 50 00</p> <p>United Arab Emirates Phone +971 (0) 4 8665 878</p> <p>USA/Mexico Phone +1 950 941 6780</p>
--	---

Please find detailed addresses and additional representatives and agencies in all major industrial nations at www.sick.com

8211463

More representatives and agencies at www.sick.com - Subject to change without notice - The specified product features and technical data do not represent any guarantee.

Weitere Niederlassungen finden Sie unter www.sick.com - Irrtümer und Änderungen vorbehalten - Angegebene Produkteigenschaften und technische Daten stellen keine Garantieerklärung dar.

Plus de représentations et d'agences à l'adresse www.sick.com - Sujet à modification sans préavis - Les caractéristiques de produit et techniques indiquées ne constituent pas de déclaration de garantie.

Para mais representantes e agências, consulte www.sick.com - Alterações poderão ser feitas sem prévio aviso - As características do produto e os dados técnicos apresentados não constituem declaração de garantia.

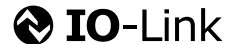
Fiere representanter og agenturer på www.sick.com - Med forbehold for ændringer og fejl - De angivne produkttegnelser og tekniske data udgør ikke nogen garantierklæring.

Altri rappresentanti ed agenzie si trovano su www.sick.com - Contenuti soggetti a modifiche senza preavviso - Le caratteristiche del prodotto e i dati tecnici non rappresentano una dichiarazione di garanzia.

Meer vestigingen en vertegenwoordigingen vindt u op www.sick.com - Wijzigingen en correcties voorbehouden - Aangegeven producteigenschappen en technische gegevens vormen geen garantieverklaring.

Más representantes y agencias en www.sick.com - Sujeto a cambio sin previo aviso - Las características y los datos técnicos especificados no constituyen ninguna declaración de garantía.

欲了解更多代表机构和代理商信息，请登录 www.sick.com - 如有更改，不另行通知 - 对所给出的产品特性和技术参数 的正确性不予保证。



Please note the validity of the additional operating instructions for automation functions

ENGLISH							
SICK device specific							
Index dec (hex)	Name	Format (Offset)	Length	Access ¹	Default Value	Value / Range	Remark [Unit]
1 (0x01)	Segment	Bit (0)	8 Bit	rw	0	Number of data segment mapped into dataset ISDU	
4590 (0x11EE)	FD - Snapshot data	Array	224 Byte	ro	Float [56]	Frequency domain - Spectrum readout - Spectrum snapshot data array. Note: Spectrum snapshot data is only available if the snapshot available flag in ISDU 4586, subindex 1 has value 2.	
4842 (0x12EA)	Alert settings	Record	8 Byte	rw	Alerts - Settings for alerts		
1 (0x01)	Alert delay time	Bit (32)	32 Bit	rw	0	0...1000000 = Alert delay time between 0 and 1000s	[ms] Time for which alerts bits are delayed. An alert is only generated if the corresponding alert condition is fulfilled longer than the alert delay time defined here
2 (0x02)	Automatic alert reset time	Bit (0)	32 Bit	rw	-1	-1...1000000 = Automatic alert reset time between 0 and 1000s, -1 deactivates the automatic alert reset	[ms] Time after which alert bits are reset automatically if the corresponding alert condition is no longer fulfilled. A negative value deactivates the automatic alert reset
14905 (0x3A39)	Platform version	String	32 Byte	ro			
17341 (0x43BD)	FW Password	String	16 Byte	wo			
17342 (0x43BE)	HW ID Key	String	32 Byte	ro			
17343 (0x43BF)	Bootmode Status	UInt	8 Bit	ro	0 = Bootloader is inactive 1 = Bootloader is active		
Standard command							
Index dec (hex)	Name	Access ¹	Value	Name	Remark [Unit]		
2 (0x02)	System Command	wo	80	Start unlocking sequence			
			81	Unlocking command 1			
			82	Unlocking command 2			
			128	Device Reset			
			130	Restore Factory Settings			
			228	Reset diagnostics parameter			
			229	Reset all present alerts			

¹ ro = read only, wo = write only, rw = read/write
² COM values specify the bitrate (see IO-Link specification): COM1 (4,8 kbit/s), COM2 (38,4 kbit/s), COM3 (230,4 kbit/s)