



## FLOWSIC550

HIGH PRESSURE GAS FLOW METER  
FOR NATURAL GAS DISTRIBUTION

Gas flow meters

**SICK**  
Sensor Intelligence.

## READY FOR THE FUTURE: WITH CUTTING-EDGE TECHNOLOGY FOR NATURAL GAS MEASUREMENT

Benefit from the latest technology for the ultimate in measurement accuracy: In 2012 SICK introduced the first ultrasonic gas flow meter for natural gas distribution. Now, thousands of installations later, we present the FLOWSIC550 - the new ultrasonic gas meter dedicated to high-pressure applications in natural gas distribution and midstream measurement systems. With the FLOWSIC550, SICK now expands its portfolio of ultrasonic gas flow meters and offers a suitable solution for small nominal diameters in the high-pressure range.

**FLWSIC550: Simple, cost-effective installation and integration**  
The FLOWSIC550 is easy to install, requiring only 3D straight upstream and 2D straight downstream piping.

The integrated and patented flow conditioner allows the use in most compact installations and fulfills accuracy requirements for Class 1, according to OIML R 137. Therefore, it can easily be integrated in existing measuring installations.

Gas flow measurement and volume correction have the same goal: providing a precise measurement of the quantity of gas supplied. The FLOWSIC550 combines all functions into one device, thereby helping to save on installation costs and reducing the number of interfaces. The integrated volume corrector supports all typical correction algorithms, such as SGERG88, AGA 8 options e.g. DC92 Gross 1 & Gross 2, and AGA NX-19.

Integrated volume correction

Battery powered

Only 3D upstream piping to achieve Class 1, acc. OIML R 137

High turn down ratio



# REPLACING MECHANICAL FLOW METERS WITH MODERN ULTRASONIC TECHNOLOGY

To replace high pressure turbine meters with smart ultrasonic technology is now as easy as never before. Finally, the next step for the digitalization and modernization of the gas grid can be made. FLOWSIC550 adds digital connectivity, with RS485 Modbus and self-diagnostic capabilities, enabling remote access and condition-based maintenance. This saves operational efforts and increases measurement availability and reduces loss of unaccounted gas (LAUF).

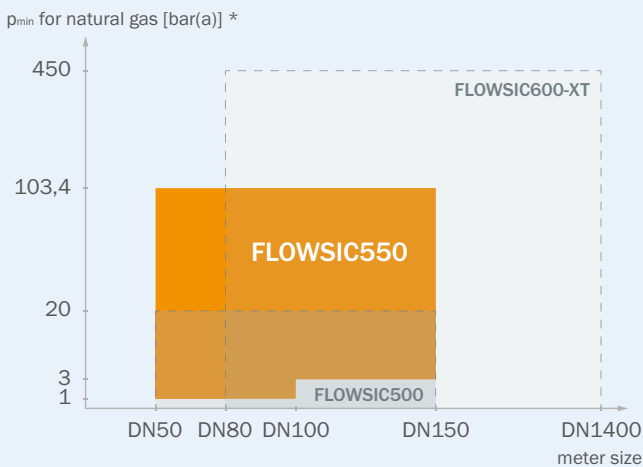
FLAWSIC550 makes a 1:1 replacement of mechanical high pressure gas flow meters in existing installations possible. The design of new metering stations can benefit by leveraging

the high turn down ratio of FLOWSIC550. Where before two meters had to be installed, now only one ultrasonic flow meter can do the job.

FLAWSIC550 with its integrated flow conditioners provides a solution for compact meter stations where other high pressure ultrasonic meters could not be installed up to now. Another key feature of the device is that it can be either battery powered to up to five years, or line-powered.

## Four nominal diameters – all easy to operate

Thanks to the use of ultrasound technology and the absence of mechanical components, the FLOWSIC550 offers a competitive advantage over turbine and rotary displacement meters. The FLOWSIC550 operates either in an energy self-sufficient configuration or with external power supply. When utilized in transfer and measuring stations, FLOWSIC550 ensures a continuous and blockage-free gas supply.



\* operation with air at ambient pressure possible



## UNIQUE METER DESIGN

### The design of FLOW SIC550 is unique

The core elements of the FLOW SIC550 is the patented flow conditioner in combination with a compact path layout, using reflective path technology.

The design leads to 40% less material usage for the meter and the metering line and additionally the pressure drop could be reduced by 20% compared to with the FLOW SIC500.

### Increasing efficiency in gas distribution

- Gas measurement of low volume applications at high pressures
- Custody transfer: gas distribution and transmission systems
- Town border stations and city gate stations
- Compressor fuel gas measurement
- High pressure industrial gas measurement
- Applications where a continuous gas supply must be ensured

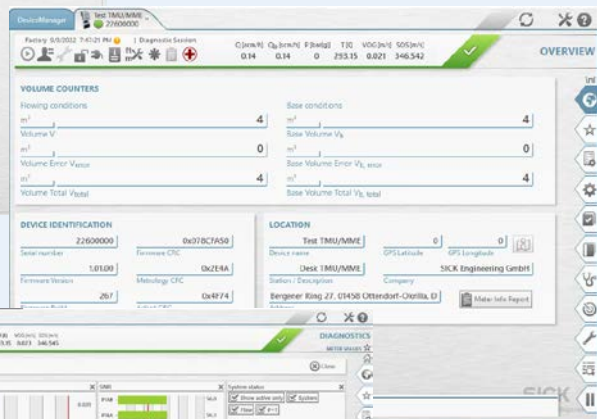


## FLOWGATE™ OPERATING SOFTWARE

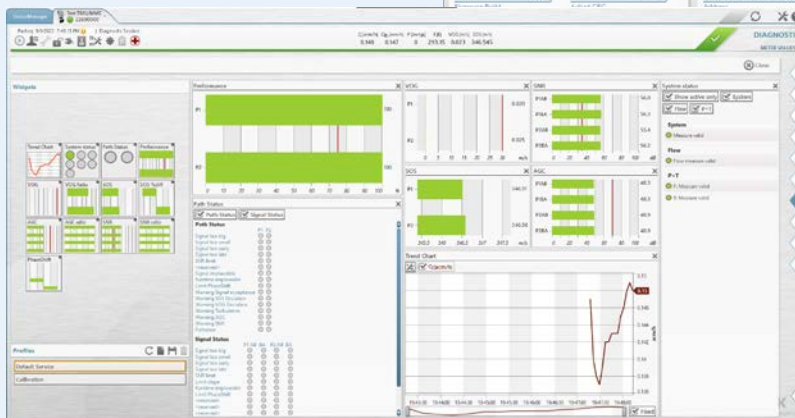
- The FLOWgate™ user software offers a user-friendly and results-oriented solution for all life cycle management tasks of the FLOWSIC550.
- FLOWgate™, with its wizards for calibration, commissioning and device diagnostics, supports the almost maintenance-free operation of the gas flow meter and can also be used to remotely monitor the gas flow meter.
- The Device Manager shows all registered devices, and offers device grouping and a convenient data backup function. Thanks to the integrated database you can access the stored data anytime offline or online.
- The intuitive operation and multi-language support of FLOWgate™ makes the FLOWSIC550 gas flow meter easy to use.



Device Manager



Meter values



Overview

# HIGH PRESSURE GAS FLOW METER FOR NATURAL GAS DISTRIBUTION



## Product description

The cutting-edge technology for natural gas measurement: The new FLOW-SIC550 ultrasonic compact gas meter from SICK ensures highly accurate metering for low volumes at high pressures in gas distribution - a perfect addition to FLOW-SIC500. In absence of mechanical moving parts, the FLOW-SIC550 is a robust, fail-safe and low-maintenance device – allowing for a significant reduction in operating costs. It is over-

load-proof, accurate and is monitored by an intelligent diagnostics system. FLOW-SIC550 can easily be integrated into existing measuring stations. The FLOW-SIC550 operates either in an energy self-sufficient configuration or in network operation. When utilized in transfer and measuring stations, FLOW-SIC550 ensures a continuous and blockage free gas supply.

## At a glance

- Rugged and time-proven ultrasound technology
- Diagnostics and permanent operational self-monitoring
- Durable and reliable without moving parts
- Compact meter installations
- Integrated volume correction
- Battery or intrinsically safe power supply
- Bluetooth Low Energy (BLE)

## Your benefits

- Ultimate measurement certainty and safety of continuous gas supply
- Simple installation, compatible with turbine gas meters
- Reduction of installation costs due to integrated volume correction
- Easy Commissioning and data reading via FLOWgate™ (PC and App)
- Minimal operating costs due to being nearly maintenance-free
- Reliable even when the gas flow fluctuates (on/off applications)
- Self-sufficient operation

## Fields of application

- Gas Measurement of low volume applications at high pressures
- Custody transfer: gas distribution, uni-directional storage, and transmission systems
- Town border stations and city gate stations
- High pressure industrial gas measurement
- Compressor fuel gas measurement
- Critical applications where continuous gas supply must be ensured



## More information

Detailed technical data . . . . . 7  
 Ordering information . . . . . 8  
 Dimensional drawing . . . . . 8  
 Application areas . . . . . 10

→ [www.sick.com/FLOWSIC550](http://www.sick.com/FLOWSIC550)

For more information, simply visit the above link to obtain direct access to technical data, CAD design models, operating instructions, software, application examples, and much more.



## Detailed technical data

The exact device specifications and performance data of the product may deviate from the information provided here, and depend on the application in which the product is being used and the relevant customer specifications. Please contact your local SICK representative for information about the performance of the FLOWSIC550 for your application.

## System

<b>Measured values</b>	Volume a.c., volume flow a.c., gas velocity In addition, for integrated volume correction: volume s.c., volume flow s.c.
<b>Measurement principle</b>	Ultrasonic transit time difference measurement
<b>Measuring medium</b>	Natural gas (dry, odorized), air
<b>Measuring ranges</b>	DN50   2" 2.5 m <sup>3</sup> /h ... 160 m <sup>3</sup> /h at p <sub>min</sub> 0.8 bar(a) DN80   3" 4.0 m <sup>3</sup> /h ... 400 m <sup>3</sup> /h at p <sub>min</sub> 0.8 bar(a) DN100   4" 22 m <sup>3</sup> /h ... 650 m <sup>3</sup> /h at p <sub>min</sub> 3 bar(a) 6.5 m <sup>3</sup> /h ... 650 m <sup>3</sup> /h at p <sub>min</sub> 10 bar(a) DN150   6" 53 m <sup>3</sup> /h ... 1600 m <sup>3</sup> /h at p <sub>min</sub> 3 bar(a) 10 m <sup>3</sup> /h ... 1600 m <sup>3</sup> /h at p <sub>min</sub> 10 bar(a) Pressure ranges valid for natural gas, meter operation possible at ambient pressure for air
<b>Repeatability</b>	≤ 0.1%
<b>Accuracy</b>	Accuracy class 1; typical error limits Q <sub>min</sub> up to Q <sub>max</sub> ≤ ± 1% Accuracy class 1; maximum allowed error limits Q <sub>min</sub> up to 0.1 Q <sub>max</sub> ≤ ± 2% 0.1 Q <sub>max</sub> up to Q <sub>max</sub> ≤ ± 1% After high pressure flow calibration: ± 0.2% at test pressure, otherwise ± 0.5%
<b>Diagnostic functions</b>	Permanent monitoring of measured values
<b>Gas temperature</b>	-40 °C ... +70 °C
<b>Operating pressure</b>	ANSI300 (ASME B16.5) up to 48.6 bar(g) for -40°C ... +70°C ANSI600 (ASME B16.5) up to 97.2 bar(g) for -40... +70°C PN40 (EN 1092-1) up to 40 bar(g) for -40 °C ... +70°C PN63 (EN 1092-1) up to 63 bar(g) for -40 °C ... +70°C
<b>Ambient temperature</b>	-40 °C ... +70 °C
<b>Conformities</b>	MID: 2014/32/EU (DN100/4" and DN150/6" MID approval pending) OIML R 137-1&2:2012 EN 12405: 2010 (for integrated volume correction) AGA 9, 2022
<b>Ex approvals</b>	ATEX II 2 (1)G Ex ia [ia Ga] T4 IIB Gb IECEX Ex ia [ia Ga] T4 IIB Gb NEC/CEC (US/CA) Class I Division 1, Groups C, D T4 Ex ia [ia Ga] IIB T4 Gb Class I, Zone 1 AEx ia [ia Ga] IIB T4 Gb
<b>Enclosure rating</b>	IP66
<b>Digital outputs</b>	2x Pulse and Status (HF with fmax = 2kHz, LF with fmax = 10 Hz) 2x RS485, external powered Encoder
<b>RS485 protocol</b>	Modbus RTU Modbus ASCII ISO 17089-1
<b>Interface</b>	Wired M12/USB Adapter or wireless adapter
<b>Material in contact with media</b>	Low Temperature Carbon Steel



<b>Mounting</b>	Horizontal or vertical installation Min. piping requirements depending on predisturbance: Mild: 3D straight inlet/2D straight outlet Severe: 5D straight inlet/2D straight outlet	
<b>Electrical connection</b>	Intrinsically safe supply 8 V DC ... 16 V DC, max. 50 mA Battery powered, life time 5 years (optional)	
<b>Dimensions</b>	see dimensional drawings	
<b>Weight</b>	DN50/2" DN80/3" DN100/4" DN150/6"	26 kg 46 kg 87 kg 207 kg

**VOLUME CORRECTION**

<b>Accuracy</b>	Conversion factor C	Accuracy class 0.5 Maximum permitted error limits of $\leq \pm 0.5\%$ (at reference conditions)
<b>Correction method</b>		PTZ
<b>Compressibility</b>		SGERG88 AGA 8 Gross method 1 AGA 8 Gross method 2 AGA 8 DC92 AGA NX-19 AGA NX-19 mod. GERG91 Fixed value
<b>Data archives</b>		Measurement period archive (6,000 entries) Daily archive (600 entries) Monthly archive (25 entries) Diagnostic archive (6,000 entries)
<b>Log books</b>		Event log book (1,000 entries) Parameter log book (250 entries) Metrology log book (100 entries) Gas parameter log book (150 entries)
<b>Pressure sensor</b>	Absolute pressure  Gauge pressure	0.8 bar(a) ... 20 bar(a) 7 bar(a) ... 35 bar (a) 14 bar(a) ... 70 bar(a) 25 bar(a) ... 130 bar(a) 0 bar(g) ... 70 bar(g) 0 bar(g) ... 103,46 bar(g)
<b>Temperature sensor</b>		-40 °C ... +70 °C (PT1000 class A)

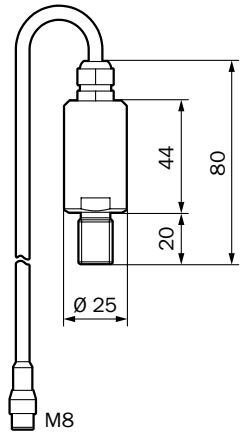


Ordering information

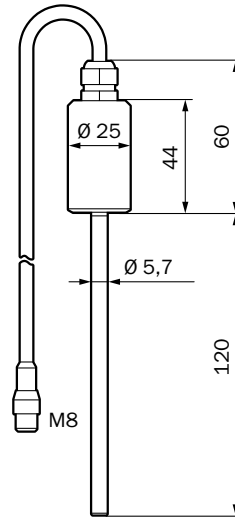
Our regional sales organization would be happy to advise you on what device configuration is best for you.

Dimensional drawing (Dimensions in mm)

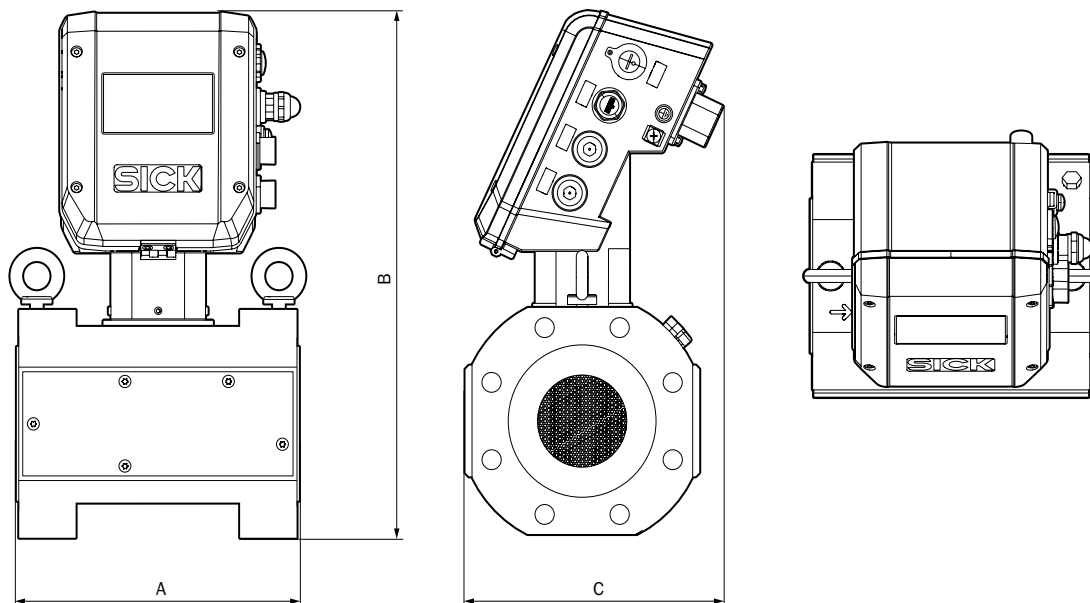
Temperature sensor



Temperature sensor



FLWSIC550

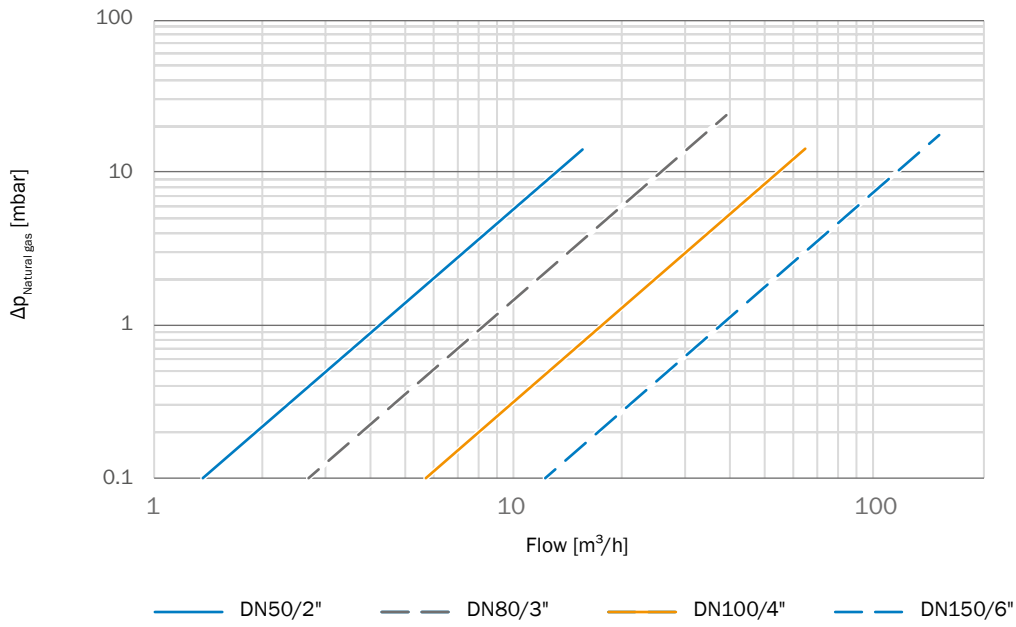


Nominal size	Dimensions [mm]		
	A	B	C
DN50/2"	150	425	220
DN80/3"	240	425	220
DN100/4"	300	500	250
DN150/6"	450	560	300

## Application areas

### Pressure loss

FLWSIC550 causes a typical pressure loss of:



Reference density natural gas:  $\rho = 0,83 \text{ kg/m}^3$

## WORKING WITH SICK IN A DIGITAL WORLD

Making your digital business environment comfortable

### Find a suitable solution in next to no time

- Online product catalog
- Application Solver
- Online configurators and selectors

### My SICK is your personal self-service portal

- Open around the clock
- Clear product information
- Company-specific price conditions
- Convenience during the ordering process
- Document overview
- Availability and delivery times

### Register now:

→ [www.sick.com/myBenefits](http://www.sick.com/myBenefits)

### Even more value

- Digital Customer Trainings → [www.sick.com/c/g300887](http://www.sick.com/c/g300887)
- Digital Service Catalog → [cloud.sick.com](http://cloud.sick.com)
- SICK AppPool → [apppool.cloud.sick.com](http://apppool.cloud.sick.com)



## SERVICES FOR MACHINES AND PLANTS: SICK LifeTime Services

Our comprehensive and versatile LifeTime Services are the perfect addition to the comprehensive range of products from SICK. The services range from product-independent consulting to traditional product services.



**Consulting and design**  
Safe and professional



**Product and system support**  
Reliable, fast, and on-site



**Verification and optimization**  
Safe and regularly inspected



**Upgrade and retrofits**  
Easy, safe, and economical



**Training and education**  
Practical, focused, and professional

## SICK AT A GLANCE

SICK is a leading manufacturer of intelligent sensors and sensor solutions for industrial applications. With more than 11,000 employees and over 50 subsidiaries and equity investments as well as numerous agencies worldwide, SICK is always close to its customers. A unique range of products and services creates the perfect basis for controlling processes securely and efficiently, protecting individuals from accidents, and preventing damage to the environment.

SICK has extensive experience in various industries and understands their processes and requirements. With intelligent sensors, SICK delivers exactly what the customers need. In application centers in Europe, Asia, and North America, system solutions are tested and optimized in accordance with customer specifications. All this makes SICK a reliable supplier and development partner.

Comprehensive services round out the offering: SICK LifeTime Services provide support throughout the machine life cycle and ensure safety and productivity.

**That is “Sensor Intelligence.”**

### **Worldwide presence:**

Australia, Austria, Belgium, Brazil, Canada, Chile, China, Czech Republic, Denmark, Finland, France, Germany, Great Britain, Hungary, Hong Kong, India, Israel, Italy, Japan, Malaysia, Mexico, Netherlands, New Zealand, Norway, Poland, Romania, Russia, Singapore, Slovakia, Slovenia, South Africa, South Korea, Spain, Sweden, Switzerland, Taiwan, Thailand, Turkey, United Arab Emirates, USA, Vietnam.

Detailed addresses and further locations → [www.sick.com](http://www.sick.com)