



EventCam

GET A BETTER PERSPECTIVE – With the EventCam from SICK

MultiTask Sensor

SICK
Sensor Intelligence.

GET A BETTER PERSPECTIVE – With the EventCam from SICK

Why has there been a fault in the production process?
Why has my scanner triggered?

Want to find out the answers to these questions, without having to physically monitor the production process yourself?

If so, look no further than the SICK EventCam, which uses real video footage and images to help you identify the cause. The SICK EventCam supplies an image or video of a defined time period, occurring immediately before or after a trigger signal. Information on the cause of protective field violations or why material was rejected ensure greater process transparency and increase system throughput.

The camera integrates seamlessly into SICK's industrial sensor technology, and data can be transmitted directly via FTP to a server and stored inside the camera itself.





Areas of application

- Diagnosis during operation to increase productivity: If a machine stops unexpectedly due to the triggering of a protective device (e.g. a safety laser scanner), the SICK EventCam helps find the cause.
- Greater process transparency: Photoelectric sensors are used for a variety of detection tasks, e.g., simple property checks. With the help of the event-controlled camera, you can now receive additional visual information about the rejected material.

Your Benefits

- Event tracking possible
- No data flood – the only data that needs to be analyzed is data taken from the relevant time period, before and after an event
- Remote analysis and quick setup – data access and individual configuration of the camera via SOPAS Air
- Comprehensive detection – angle of approx. 44° at highest resolution possible
- Flexible data backup – data transmission via FTP to a server or directly onto the camera's internal memory
- Reliable data transmission – industry standard, wired network connection (10/100 Mbit) to a selected IP address on the company network
- Reduced cabling – an external trigger, e.g., a sensor, can be connected directly to the camera

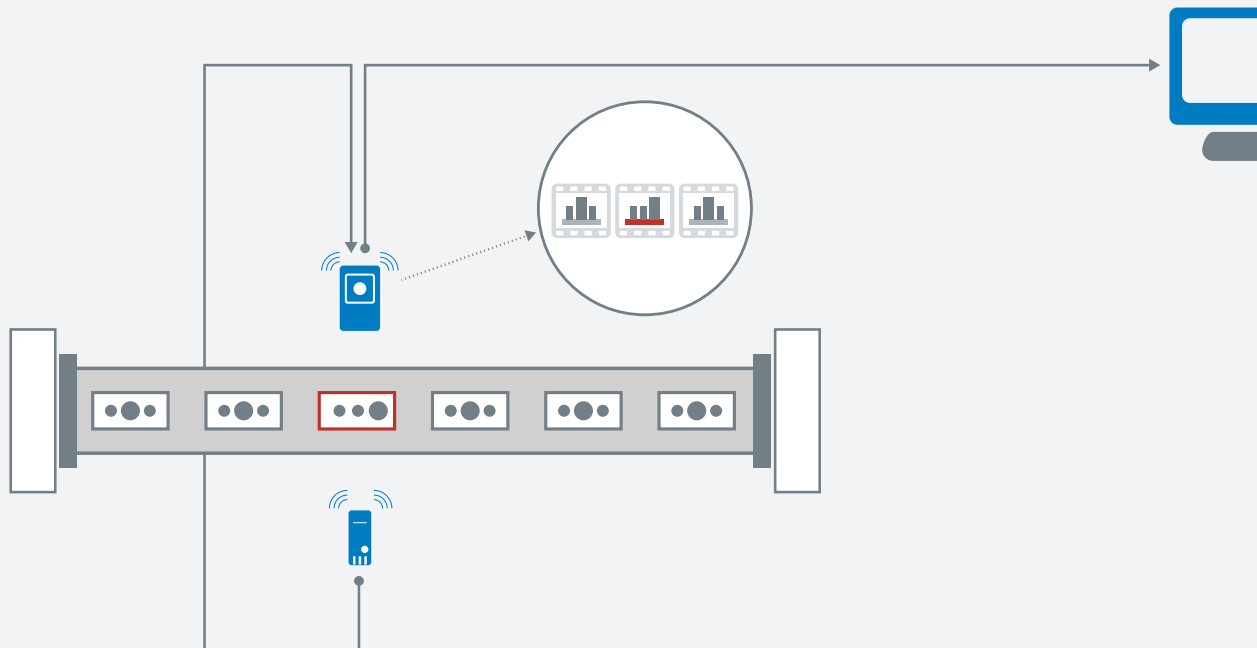
TARGETED PROCESS OPTIMIZATION IN DETECTION TASKS

Additional visual information for improved quality

Photoelectric sensors are used for a variety of detection tasks, including simple property checks. Sensors such as the KT Mini contrast sensor check print marks, while the WTT12L photoelectric proximity sensor is used to check the profile. For simple quality control processes, these sensors are cost-effective and user-friendly alternatives to conventional camera solutions. If an error needs to be analyzed in more detail, the machine operator has to examine the material on site.

Thanks to the EventCam, extra visual information about the material is now available wherever you are.

The SICK EventCam is particularly helpful when identifying the optimum configuration for new production facilities or improving the quality of existing processes and reducing downtime.



ADVANCED DIAGNOSTICS FOR PROTECTIVE DEVICES

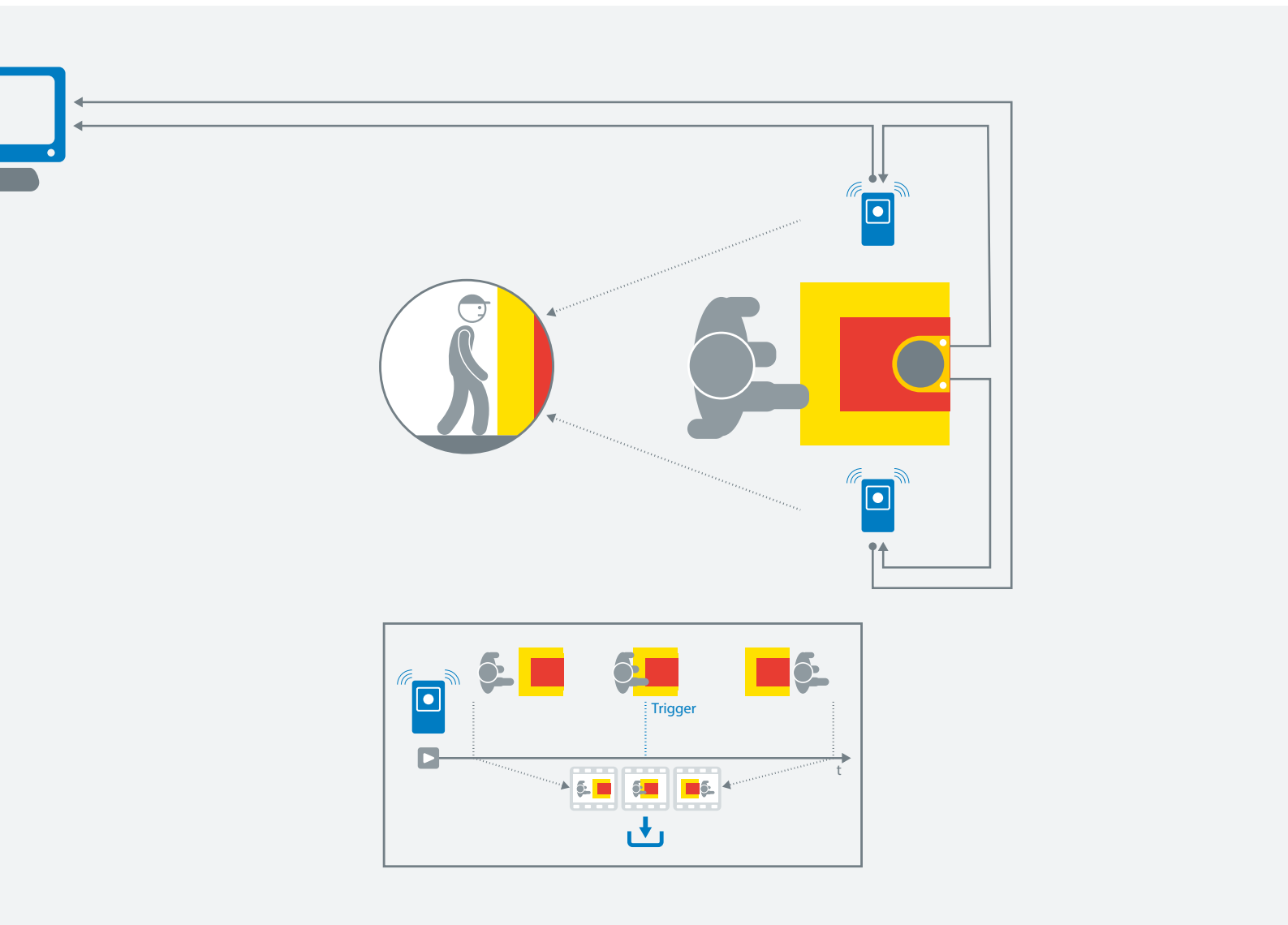
Higher plant availability thanks to simple/rapid analysis

Protective devices, such as safety laser scanners, are used to protect people at dangerous machines. If a person enters the hazardous area, the protective device stops the machine.

If the machine stops repeatedly and unexpectedly, the SICK EventCam can provide a rapid, purposeful diagnosis of the

situation. The recorded image or video sequences allow the person responsible for the system to identify the disturbance visually and take appropriate corrective measures.

With several event cameras, the situation can be recorded and analyzed as a whole from different perspectives.



Detailed technical data

Performance

	Picture mode	Video mode
Camera resolutions and framerates	up to 15 fps (2592x1944, QSXGA)	15 or 30 fps (1920x1080, 1080p) 15 or 45 fps (1280x720, 720p) 13 or 65 fps (800x600, SVGA)
Spectral properties	RGB	
Horizontal FOV	44° at QSXGA 34° at 1080p 44° at 720p 28° at SVGA	
Vertical FOV	34° at QSXGA 19° at 1080p 25° at 720p 21° at SVGA	
Diagonal FOV	53° at QSXGA 38° at 1080p 50° at 720p 35° at SVGA	
Working range	0,4 m ... 0,6 m (type EVC625-CCOVAL5L) 0,8 m ... 6,0 m (type EVC625-CCOXAL5L)	
Internal storage capacity	35 to 1000 events on internal memory depending on mode, resolution and frame rate	
Event duration	Max. number of pictures before/after trigger (event duration depends on the recording frequency, allowed image recording settings 15 image/sec. up to 1 image/hour) 25 / 25 (QSXGA) 50 / 50 (1080p) 80 / 80 (720p) 120 / 120 (SVGA)	Video duration in seconds before/after trigger 25 / 15 (30 fps, 1080p) 50 / 30 (15 fps, 1080p) 40 / 20 (45 fps, 720p) 120 / 60 (15 fps, 720p) 60 / 20 (65 fps, SVGA) 240 / 100 (13 fps, SVGA)
Trigger	Hard-wired digital input or manual trigger in SOPAS Air	
White balance	Manual	
Internal Illumination	No	
Exposure control	Automatic or manual	
Muting	Muting per button, via configuration software or hard-wired	

Data interfaces

	Picture mode	Video mode
Configuration software	SOPAS Air (browser based)	
Data access	SOPAS Air (browser based)	
Ethernet connection	100 Mbit/s TCP/IP	
Default network IP	192.168.0.30	
Data storage	FTP upload and/or internal storage	
Picture / video format	jpg	H.264

Mechanics/electronics

Housing material	Aluminum die cast
Material reading window	Plastic (PMMS) 2 mm thick, scratch resistant coated
Housing colour	Light blue (RAL 5012)
Dimensions	71 mm x 43 mm x 35.6 mm
Weight	170 g
Protection class	III
Enclosure rating	IP65
Supply voltage	24V DC +/-20 % SELV
Output current per digital output	≤ 50 mA
Power consumption	Typ. 4 W
Electrical connection	M12, 17-pin male connector
Ethernet connection	M12, 4-pin Ethernet female connector

Ambient data

Ambient operating temperature	0 °C ... +40 °C ¹⁾ 0 °C ... + 35 °C ²⁾
Ambient storage temperature	-20 °C ... +70 °C
Rel. humidity	90 %, non-condensing
Electromagnetic compatibility (EMC)	Electromagnetic immunity: EN 61000-6-2 / Radiated emission: EN 61000-6-3

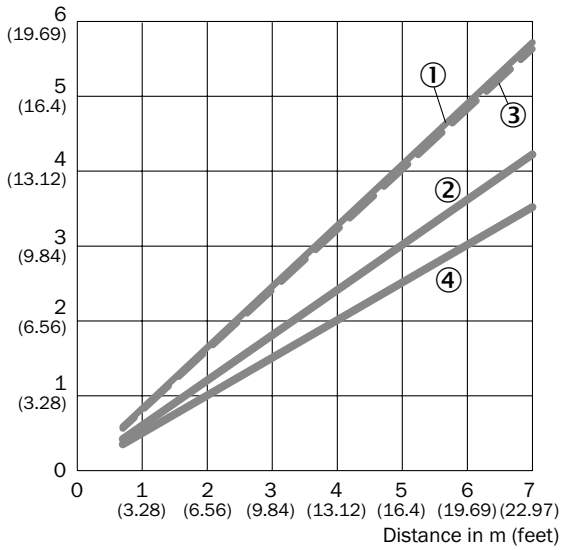
¹⁾ For SVGA/720p < 15fps and image mode QXGA/1080p < 5fps for side mounting with mounting plate 2042902.

²⁾ For all other modes with side mounting with mounting plate 2042902.

Field of view

Far range variant

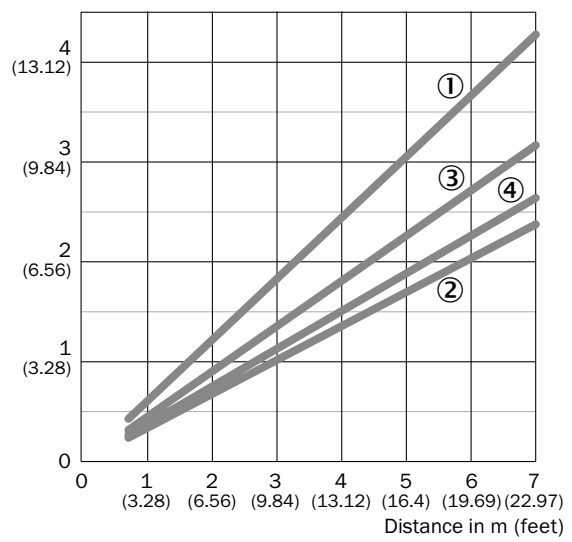
Horizontal field of view in m (feet)



- ① QSXGA
- ② 1080p
- ③ 720p
- ④ SVGA

Far range variant

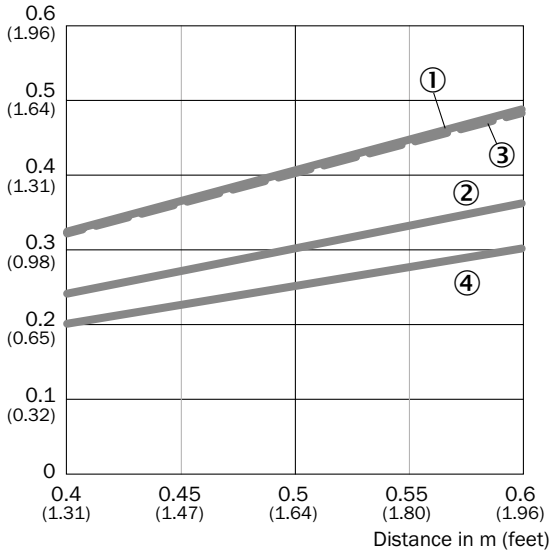
Vertical field of view in m (feet)



- ① QSXGA
- ② 1080p
- ③ 720p
- ④ SVGA

Close range variant

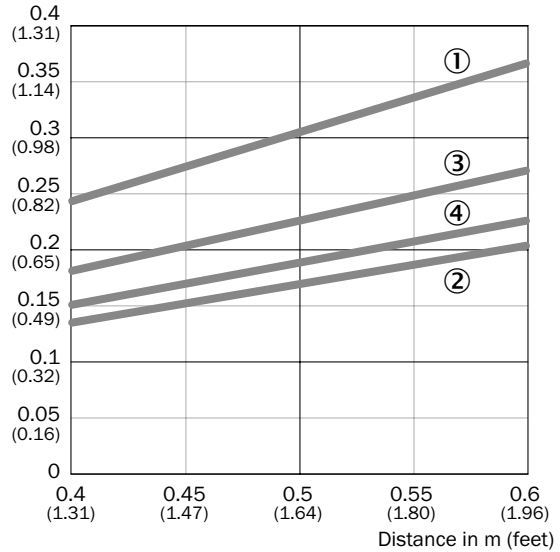
Horizontal field of view in m (feet)



- ① QSXGA
- ② 1080p
- ③ 720p
- ④ SVGA



Close range variant

Vertical field of view in m (feet)



- ① QSXGA
- ② 1080p
- ③ 720p
- ④ SVGA

Ordering information

	Type	Part no.
	EVC625-CCOXAL5L ¹⁾	1093139
	EVC625-CCOVAL5L ²⁾	1102028


¹⁾ Far range variant for working range 0,8 m ... 6 m.

²⁾ Close range variant for working range 0,4 m ... 0,6 m.





Recommended accessories

Connection systems

Modules


	Brief description	Type	Part no.
	Small connection module for one sensor, 4 cable glands, base for CMC600	CDB620-001	1042256

Plug connectors and cables

	Signal type/ application	Connection type head A	Connection type head B	Cable	Cable length	Part no.
		Male connector, M12, 4-pin, straight, D-coded	Male connector, RJ45, 8-pin, straight	4-wire, drag chain use, AWG26	2 m	6034414
	Power, digital I/Os	Female connector, M12, 17-pin, straight	Male connector, D-Sub-HD, 15-pin, straight	To connection module CDx (except CDB650)	2 m	2055419
	-	Female connector, M12, 17-pin, straight, A-coded	Cable	17-wire, suitable for 2A, adapted color coding of open conductor heads, drag chain use, stripped	3 m	2070425
				5 m	2070426	
				10 m	2070427	
				Drag chain use, suitable for 2A, suitable for refrigeration	5 m	2075220

Mounting systems

Mounting brackets and mounting plates

	Brief description	Part no.
	Bracket with adapter board	2042902

REGISTER AT WWW.SICK.COM TO TAKE ADVANTAGE OF OUR FOLLOWING SERVICES FOR YOU






- ✔ Access information on net prices and individual discounts.
- ✔ Easily order online and track your delivery.
- ✔ Check your history of all your orders and quotes.
- ✔ Create, save, and share as many wish lists as you want.
- ✔ Use the direct order to quickly order a big amount of products.
- ✔ Check the status of your orders and quotes and get information on status changes by e-mail.
- ✔ Save time by using past orders.
- ✔ Easily export orders and quotes, suited to your systems.



SERVICES FOR MACHINES AND PLANTS: SICK LifeTime Services

Our comprehensive and versatile LifeTime Services are the perfect addition to the comprehensive range of products from SICK. The services range from product-independent consulting to traditional product services.



- 
Consulting and design
 Safe and professional
- 
Product and system support
 Reliable, fast, and on-site
- 
Verification and optimization
 Safe and regularly inspected
- 
Upgrade and retrofits
 Easy, safe, and economical
- 
Training and education
 Practical, focused, and professional

SICK AT A GLANCE

SICK is a leading manufacturer of intelligent sensors and sensor solutions for industrial applications. With more than 8,800 employees and over 50 subsidiaries and equity investments as well as numerous agencies worldwide, SICK is always close to its customers. A unique range of products and services creates the perfect basis for controlling processes securely and efficiently, protecting individuals from accidents, and preventing damage to the environment.

SICK has extensive experience in various industries and understands their processes and requirements. With intelligent sensors, SICK delivers exactly what the customers need. In application centers in Europe, Asia, and North America, system solutions are tested and optimized in accordance with customer specifications. All this makes SICK a reliable supplier and development partner.

Comprehensive services round out the offering: SICK LifeTime Services provide support throughout the machine life cycle and ensure safety and productivity.

That is “Sensor Intelligence.”

Worldwide presence:

Australia, Austria, Belgium, Brazil, Canada, Chile, China, Czech Republic, Denmark, Finland, France, Germany, Great Britain, Hungary, Hong Kong, India, Israel, Italy, Japan, Malaysia, Mexico, Netherlands, New Zealand, Norway, Poland, Romania, Russia, Singapore, Slovakia, Slovenia, South Africa, South Korea, Spain, Sweden, Switzerland, Taiwan, Thailand, Turkey, United Arab Emirates, USA, Vietnam.

Detailed addresses and further locations → www.sick.com